

# INTERCOM SOLUTIONS

Commercial | Educational | Healthcare | Industrial | Residential

The image displays a variety of Aiphone intercom solutions arranged on three circular platforms. The top platform, labeled 'Multi-Tenant Solutions', features several wall-mounted units with screens and buttons. The middle platform, labeled 'Door Entry & Communication Solutions', shows a hand interacting with a large touch-screen unit, alongside smaller wall-mounted units and a handset. The bottom platform, labeled 'IP Intercom Solutions', includes a large red emergency call station with 'EMERGENCY' written vertically, a grey emergency call station with 'EMERGENCY' written vertically, a grey wall-mounted unit with a 'CALL' button, a black IP intercom handset with a screen, and a grey wall-mounted unit with a 'CALL' button. A blue cloud icon with 'LAN/WAN' text is positioned above the IP intercom handset.

**EMERGENCY**

**EMERGENCY**

Multi-Tenant Solutions

Door Entry & Communication Solutions

LAN/WAN

**EMERGENCY**

**EMERGENCY**

**CALL**

**CALL**

**CALL**

**CALL**

**IP Intercom Solutions**



# Look for QR codes at the beginning of each section!

Easily view digital installation manuals, specification sheets, brochures, and videos available for each system!

## GLC 2015 Table of Contents

### IP Intercoms

<b>STATIONS</b> ∞	<b>IX Series</b> <small>NEW!</small> IP Video Intercom	8	<b>DR/SUB/RM</b> 160	<b>MASTER</b> 160	<b>SUB/ROOM</b> 960	<b>IP ADDRESS</b> 32	<b>IS Series</b> Local Hybrid IP Video Intercom	15
<b>STATIONS</b> ∞	<b>IX Series</b> <small>NEW!</small> IP Rescue Assistance Video Intercom	10	<b>DR/SUB/RM</b> 5,120	<b>MASTER</b> 5,120	<b>SUB/ROOM</b> 30,720	<b>IP ADDRESS</b> 1,024	<b>IS Series</b> Global Hybrid IP Video Intercom	16
<b>IP ADDRESS</b> 32	<b>IS Series</b> Local IP Video Intercom	13	<b>PC</b> ∞	<b>IPW-1A</b> IP Intercom Adaptor				17
<b>IP ADDRESS</b> 1,024	<b>IS Series</b> Global IP Video Intercom	14	<b>DOOR</b> 1	<b>MASTER</b> 1	<b>PC</b> 10	<b>JKW-IP</b> IP Video Intercom Adaptor		18

### Video Intercoms

<b>DR/SUB/RM</b> 20	<b>MASTER</b> 20	<b>SUB/ROOM</b> 120	<b>IS Series</b> Local Hardwired Video Intercom	22	<b>DOOR</b> 1	<b>MASTER</b> 2	<b>JK Series</b> Hands-Free Video Intercom with PanTilt & Zoom	30
<b>DR/SUB/RM</b> 20	<b>MASTER</b> 20	<b>SUB/ROOM</b> 120	<b>IS Series</b> Rescue Assistance Video Intercom	24	<b>DOOR</b> 2	<b>MASTER</b> 3	<b>JF Series</b> Hands-Free Video Intercom	32
<b>DOOR</b> 4	<b>MASTER</b> 8	<b>JP Series</b> <small>NEW!</small> Hands-Free/Handset Video Intercom with 7" Touchscreen		26	<b>DOOR/SUB</b> 120	<b>MASTER</b> 8	<b>AX Series</b> Hands-Free Video Intercom with Integration	34
<b>DOOR</b> 1	<b>EXPANSION</b> 1	<b>MASTER</b> 1	<b>JO Series</b> Hands-Free Video Intercom with 7" Screen	28	<b>DOOR</b> 3	<b>MASTER</b> 5	<b>KB Series</b> Handset Video Intercom with Tilt	36

### Multi-Tenant Intercoms

<b>ENTRANCE</b> 5	<b>GUARD</b> 2	<b>TENANT</b> 48~100	<b>GT Series</b> Standard Multi-Tenant Video Intercom	40	<b>DOOR</b> 1	<b>TENANT</b> 4	<b>DA-4DS</b> Multi-Tenant Handset Intercom	49	
<b>ENTRANCE</b> 16	<b>GUARD</b> 4	<b>TENANT</b> 500	<b>GT Series</b> Expanded Multi-Tenant Video Intercom	42	<b>DOOR</b> 1	<b>TNT MASTER</b> 4	<b>TNT SUB</b> 16	<b>DB Series</b> Single & Multi-Tenant Hands-Free Intercom	50
<b>DOOR</b> 1	<b>TENANT</b> 1	<b>DA-1DS</b> Single-Tenant Handset Intercom		48	<b>DOOR</b> 5	<b>TENANT</b> 2,000	<b>TL-2000</b> Multi-Tenant Telephone Entry Intercom	51	

### Audio Intercoms

<b>STATIONS</b> 11	<b>LEF Series</b> Selective Call & All Call Intercom		54	<b>MASTER</b> 60	<b>SPEAKER</b> ∞	<b>MC Series</b> MarketCom		62		
<b>DOOR</b> 1	<b>MASTER</b> 4	<b>LEM-1DL Series</b> Access Sentry Intercom		56	<b>WINDOW KIT</b> 1	<b>COUNTER KIT</b> 1	<b>IM Series</b> Security Window Intercom		63	
<b>DOOR/SUB</b> 3	<b>MASTER</b> 1	<b>LEM Series</b> Open Voice Intercom		57	<b>STATIONS</b> 25	<b>TD-H Series</b> Selective Call Intercom			64	
<b>DOOR</b> 1	<b>MASTER</b> 2	<b>C-123L/A &amp; C-123LW</b> ChimeCom		58	<b>DR/SUB/SPKR</b> 3	<b>MASTER</b> 1	<b>MP-S Series</b> Mid-Power Intercom		66	
<b>DOOR</b> 1	<b>MASTER</b> 1	<b>CCS-1A Set</b> ChimeCom2		59	<b>DR/SUB/SPKR</b> 10	<b>MASTER</b> 2	<b>AP-M Series</b> High-Power Intercom		67	
<b>DOOR</b> 2	<b>MASTER</b> 6	<b>IE-8 Series</b> Chime Tone Intercom		60	<b>DOOR/SUB</b> 40	<b>MASTER</b> 2	<b>NEM Series</b> Lamp Memory Intercom		68	
<b>MASTER</b> 1	<b>SUB</b> 3 or 1	<b>AT-406 Series</b> Handset to Handset Intercom		61	<b>SUB</b> 80	<b>MASTER</b> 1	<b>DUTY</b> 1	<b>NHX Series</b> Nurse Call Intercom (UL 1069 Listed)		70

### Components & Accessories


<b>Components &amp; Accessories</b>	72	<b>FREE Resources &amp; Sales Tools</b>	106
<b>Index &amp; Product Dimensions</b>	100	<b>Wire by Stock Number</b>	107



## IP Intercoms



Scan QR codes on **p. 7**



## Video Intercoms



Scan QR codes on **p. 21**



## Multi-Tenant Intercoms



Scan QR codes on **p. 39**



## Audio Intercoms



Scan QR codes on **p. 53**



## Components & Accessories

**p. 72**

# **AIPHONE® at your SERVICE!**

We can assist with any system in this catalog\*.

- **FREE** Live Product Demonstrations
- **FREE** System Design and Application Assistance
- **FREE** User Training
- **FREE** Brochures
- **FREE** On-Site Visits
- **FREE** Specifications

Contact the regional sales representative in your area! For a current list, please visit our website at [www.aiphone.com/replist](http://www.aiphone.com/replist).

\* The information in this catalog is subject to change without notice.



# AIPHONE® at a GLANCE!

*Our recommended systems offer entry security, door release, and much more!*



## Commercial/Industrial Solutions

FEATURES ▶	Maximum System Capacity	Hands-Free	Handset	All Call	Selective Call	Visitor Recording	Room Monitoring	CCTV Integration	Paging	Rescue Assistance	Telephone Transfer	Network Capable	Multi-Tenant Capable
▼ SERIES													
<b>IX Series</b> → p. 8	Door: ∞ Master: ∞	✓	✓	✓	✓	✓	✓	✓	✓	✓		✓	
<b>IS Series</b> → p. 13	Door/Sub: 5,120 Master: 5,120 Room: 30,720 IP Address: 1,024	✓	✓	✓	✓	✓ (with IS-SOFT)	✓	✓	✓	✓	✓	✓	✓ (with IS-IP4DVF)
<b>JP Series</b> → p. 26	Door: 4 Master: 8	✓	✓	✓	✓	✓	✓	✓					
<b>JO Series</b> → p. 28	Door: 1 Master: 1 Expansion: 1	✓											
<b>JK Series</b> → p. 30	Door: 1 Master: 2	✓		✓		✓						✓ (with JKW-IP)	

## School/Campus Solutions



FEATURES ▶	Maximum System Capacity	Hands-Free	Handset	All Call	Selective Call	Visitor Recording	Room Monitoring	CCTV Integration	Bell Scheduling	Paging	Rescue Assistance	Telephone Transfer	Network Capable
▼ SERIES													
<b>IX Series</b> → p. 8	Door: ∞ Master: ∞	✓	✓	✓	✓	✓	✓	✓		✓	✓		✓
<b>IS Series</b> → p. 13	Door/Sub: 5,120 Master: 5,120 Room: 30,720 IP Address: 1,024	✓	✓	✓	✓	✓ (with IS-SOFT)	✓	✓	✓	✓	✓	✓	✓
<b>JP Series</b> → p. 26	Door: 4 Master: 8	✓	✓	✓	✓	✓	✓	✓					
<b>JO Series</b> → p. 28	Door: 1 Master: 1 Expansion: 1	✓											
<b>JK Series</b> → p. 30	Door: 1 Master: 2	✓		✓		✓ (with JK-1MED)							✓ (with JKW-IP)



## Healthcare/Assisted Living Solutions

FEATURES ▶	Maximum System Capacity	Hands-Free	Handset	All Call	Selective Call	Visitor Recording	Room Monitoring	CCTV Integration	Paging	Rescue Assistance	Telephone Transfer	Network Capable	Multi-Tenant Capable
▼ SERIES													
<b>IX Series</b> → p. 8	Door: ∞ Master: ∞	✓	✓	✓	✓	✓	✓	✓	✓	✓		✓	
<b>IS Series</b> → p. 13	Door/Sub: 5,120 Master: 5,120 Room: 30,720 IP Address: 1,024	✓	✓	✓	✓	✓ (with IS-SOFT)	✓	✓	✓	✓	✓	✓	✓ (with IS-IP4DVF)
<b>JP Series</b> → p. 26	Door: 4 Master: 8	✓	✓	✓	✓	✓	✓	✓					
<b>GT Series</b> → p. 40	Entrance: 16 Concierge: 4 Tenant: 500	✓	✓	✓ (from GT-2C to GT-2H)		✓ (with GT-2C)		✓			✓ (with GT-TLI)		✓
<b>NHX Series*</b> → p. 70	Sub: 80 Inside: 1 Duty: 1	✓	✓	✓ (with NH-50AC)	✓		✓						

\*NHX Series does not offer entry security or door release.



## Residential Solutions

FEATURES ▶	Maximum System Capacity	Hands-Free	Handset	All Call	Selective Call	Visitor Recording	Room Monitoring	CCTV Integration	Alert/Alarm	Telephone Transfer	Network Capable	Multi-Tenant Capable	Box Sets Available
▼ SERIES													
<b>JP Series</b> → p. 26	Door: 4 Master: 8	✓	✓	✓	✓	✓	✓	✓	✓				✓
<b>JO Series</b> → p. 28	Door: 1 Master: 1 Expansion: 1	✓											✓
<b>JK Series</b> → p. 30	Door: 1 Master: 2	✓		✓		✓ (with JK-1MED)					✓ (with JKW-IP)		✓
<b>JF Series</b> → p. 32	Door: 2 Master: 3	✓		✓		✓		✓					✓
<b>GT Series</b> → p. 40	Entrance: 16 Concierge: 4 Tenant: 500	✓	✓	✓ (from GT-2C to GT-2H)		✓ (with GT-2C)		✓	✓	✓ (with GT-TLI)		✓	

# IP Intercoms

Commercial | Educational | Healthcare | Industrial | Residential



# Scan QR code for more product details!

Easily view digital installation manuals, specification sheets, brochures, and videos available for each system – directly from the corresponding product page on the Aiphone website!

**IX Series** **NEW!**  
 IP Video Intercom  
 → **p. 8**




**IX Series** **NEW!**  
 IP Rescue Assistance Video Intercom  
 → **p. 10**




**IS Series**  
 Local IP Video Intercom  
 → **p. 13**






**IS Series**  
 Global IP Video Intercom  
 → **p. 14**




**IS Series**  
 Local Hybrid IP Video Intercom  
 → **p. 15**




**IS Series**  
 Global Hybrid IP Video Intercom  
 → **p. 16**

**IPW-1A**  
 IP Intercom Adaptor  
 → **p. 17**




**JKW-IP**  
 IP Video Intercom Adaptor  
 → **p. 18**




## IP Addressable Door Stations: Mix and match unlimited (can call up to 20 master stations at one time)

IP Addressable



**IX-DA**  
IP Addressable Video Door Station

- PoE
- Fixed camera
- Plastic cover
- Surface mount

→ p. 73



**IX-DF**  
IP Addressable Video Door Station

- PoE
- Fixed camera
- Stainless steel
- Flush mount
- Mounting box included

→ p. 73



**IX-DF-HID**  
IP Addressable Card Access Video Door Station

- PoE
- Fixed camera
- Stainless steel
- Flush mount
- Mounting box included
- HID® ProxPoint® Plus Proximity Card Reader

→ p. 73



**IX-DF-HID-I**  
IP Addressable Card Access Video Door Station

- PoE
- Fixed camera
- Stainless steel
- Flush mount
- Mounting box included
- HID® iCLASS® Smart Card Reader

→ p. 73



**IX-BA**  
IP Addressable Audio Door Station

- PoE
- Plastic cover
- Surface mount


→ p. 73



**IX-SS**  
IP Addressable Audio Door Station

- PoE
- Stainless steel
- Flush mount
- Mounting box included

→ p. 73



## IP Addressable Rescue Assistance Stations: Mix and match unlimited (can call up to 20 master stations at one time)

IP Addressable



**IX-DF-2RA**  
IP Addressable ADA Compliant Video Rescue Assistance Station

- PoE
- Fixed camera
- Lettering and Braille signage
- LED call status indicator
- Dual call buttons
- 2 Form C relay outputs
- Stainless steel
- Flush mount
- Mounting box included

→ p. 74



**IX-SS-2RA**  
IP Addressable ADA Compliant Audio Rescue Assistance Station

- PoE
- Lettering and Braille signage
- LED call status indicator
- Dual call buttons
- 2 Form C relay outputs
- Stainless steel
- Flush mount
- Mounting box included


→ p. 74



**IX-SS-RA**  
IP Addressable ADA Compliant Audio Rescue Assistance Station

- PoE
- Lettering and Braille signage
- LED call status indicator
- Single call button
- 2 Form C relay outputs
- Stainless steel
- Flush mount
- Mounting box included

→ p. 74



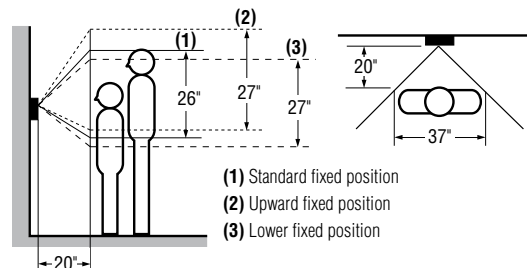
## Door Station Features

- Fixed camera provides clear visitor identification (video door stations)
- Card access door stations available

## System Features

- Scalable system is easy to expand - mix and match an infinite ( $\infty$ ) number of door and master stations!
- All-in-one communication system to control video entry and access control
- Uses new or existing CAT-5e or CAT-6 network infrastructure (multicast support recommended)
- Program system functions via Support Tool (recommended) or browser
- IP addressable stations provide easy network communication
- 24/7 streaming from video door stations
- ONVIF compliant video output
- Integration with Lenel® OnGuard®
- View third party IP cameras from IX-MV master stations
- Forward missed calls automatically
- Paging with two priority levels
- Priority call queueing
- Transfer door calls to any master station
- Standard door release wiring to door station or to RY-IP44 for added security

## Camera View Area



## Calling Capacity

The IX Series has an unlimited station capacity, where an infinite ( $\infty$ ) number of door stations and master stations can be connected. However, there is a calling capacity for each station in a system. Each master station in a system can call up to 500 door stations or master stations. Each door station in a system can call up to 20 master stations at one time.



## IP Addressable Master Station: Mix and match unlimited

(can call up to 500 door stations or master stations)



**IX-MV**  
IP Addressable  
Video Master Station

- Hands-free communication with handset for privacy
- Wall or desk mount
- 500 station address book capacity

## Accessories



**KAW-D**  
30° Angle Box for IX-DA or IX-BA  
→ p. 90



**KMB-45**  
45° Mullion Mounting Bracket for IX-DA or IX-BA  
→ p. 91




**SBX-ACE**  
Surface Mount Box for IX-BA or IX-DA and one Access Control Device  
→ p. 89



**SBX-ISDVF**  
Surface Mount Box for IX-DF, IX-DF-HID, IX-DF-HID-I, or IX-SS  
→ p. 89



**SBX-ISDVFRA**  
Surface Mount Box for IX-DF-2RA, IX-SS-2RA, or IX-SS-RA  
→ p. 89



**LB-SDVF**  
Security Lock Box for IX-DF, IX-DF-HID, IX-DF-HID-I, or IX-SS (lock not included)  
→ p. 91



**EL-12S**  
Electric Door Strike (requires PT-1210N)  
→ p. 91



**RY-IP44**  
IP Input/Output Relay Adaptor for the IX Series  
→ p. 93

## Dimensions

	INCHES			MILLIMETERS		
	Height	Width	Depth	Height	Width	Depth
IX-BA, IX-DA	5-1/16"	3-13/16"	1-5/8"	129	96.8	42
IX-DF, IX-DF-HID, IX-DF-HID-I, IX-SS	10-7/16"	5-7/8"	*	265	150	*
IX-DF-2RA, IX-SS-2RA, IX-SS-RA	11-11/16"	7"	*	297	178	*
IX-MV	7-7/16"	9-13/16"	2-5/16"	189	250	59


\*Aiphone recommends a 2-1/2" minimum back box depth for all flush mount stations.

## Specifications

- Power Source** Power Over Ethernet (802.3af)
- Network Interface** 10 BASE-T / 100 BASE-TX Ethernet (RJ-45)
- Network Protocols** IPv4, IPv6, TCP, UDP, SIP, HTTP, HTTPS, RTP, RTSP, RTP, RTCP, IGMP, MLD, SMTP, DHCP, NTP, DNS
- Bandwidth Usage** G.711: 64Kbps x 2 per video call, 64Kbps per monitor  
H.264: 24Kbps ~ 2,048Kbps
- Communication** Hands-free (VOX), push-to-talk (simplex), or handset (full-duplex)
- Video Display** 3-1/2" color LCD
- Camera** Type: 1/4" color CMOS  
View Area: 2'2" vert. x 3'1" horiz. at 20"
- Video Stream** ONVIF Profile S
- Door Release** Programmable Form C dry contact, 24V AC/DC, 500mA – use EL-12S (use RY-24L for larger contact rating, which requires 24V DC power supply) or use RY-IP44 with 4 multipurpose relays
- Wire Type** CAT-5e or CAT-6
- Distance** Door Station or RA Station to Network Node: 330'  
Master Station to Network Node: 330'



## Rescue Assistance Wall Boxes & Modular Towers (optional)



- IS-WBCA\***  
ADA Compliant Wall Box
- Light cage with beacon
  - "ASSISTANCE" lettering
  - Compatible with any IX Series Rescue Assistance Station
  - Stainless steel
  - Wall mount
- p. 78



- IS-WBHA\***  
ADA Compliant Wall Box
- Light hood with beacon
  - "ASSISTANCE" lettering
  - Compatible with any IX Series Rescue Assistance Station
  - Stainless steel
  - Wall mount
- p. 78



- IS-WBCE\***  
ADA Compliant Wall Box
- Light cage with beacon
  - "EMERGENCY" lettering
  - Compatible with any IX Series Rescue Assistance Station
  - Stainless steel
  - Wall mount
- p. 78



- IS-WBHE\***  
ADA Compliant Wall Box
- Light hood with beacon
  - "EMERGENCY" lettering
  - Compatible with any IX Series Rescue Assistance Station
  - Stainless steel
  - Wall mount
- p. 78

\*Power supply required when installing  
strobe light with Wall Box or Tower  
2 wires – Aiphone #871802  
(max. 980')



**PS-2420UL**  
24V DC, 2A  
Power Supply  
→ p. 97

### Modular Towers\*

2-Module Mid-Level,  
3-Module Dual-Station, and  
3-Module High-Level Towers

- Modular design provides lower freight costs and easier assembly than standard towers
  - Variety of configurations, including size, lettering, and colors
  - Compatible with any IX Series Rescue Assistance Station
  - Zinc treated inside and out with powder-coated exterior
  - Freestanding
- p. 79

### Door Station Features


- Fixed camera provides clear visitor identification (video door stations)

### System Features

- Scalable system is easy to expand - mix and match an infinite (∞) number of door and master stations!
- All-in-one communication system to control video entry and access control
- Uses new or existing CAT-5e or CAT-6 network infrastructure (multicast support recommended)
- Program system functions via Support Tool (recommended) or browser
- IP addressable stations provide easy network communication
- 24/7 streaming from video door stations
- ONVIF compliant video output
- Integration with Lenel® OnGuard®
- View third party IP cameras from IX-MV master stations
- Forward missed calls automatically
- Paging with two priority levels
- Priority call queuing
- Transfer door calls to any master station
- Standard door release wiring to door station or to RY-IP44 for added security

### IP Addressable Rescue Assistance Stations: Mix and match unlimited

(can call up to 20 master stations at one time)



IP Addressable

#### IX-DF-2RA

IP Addressable ADA Compliant Video Rescue Assistance Station

- PoE
  - Fixed camera
  - Lettering and Braille signage
  - LED call status indicator
  - Dual call buttons
  - 2 Form C relay outputs
  - Stainless steel
  - Flush mount
  - Mounting box included
- p. 74



IP Addressable

#### IX-SS-2RA

IP Addressable ADA Compliant Audio Rescue Assistance Station

- PoE
  - Lettering and Braille signage
  - LED call status indicator
  - Dual call buttons
  - 2 Form C relay outputs
  - CCTV input
  - Stainless steel
  - Flush mount
  - Mounting box included
- p. 74



IP Addressable

#### IX-SS-RA

IP Addressable ADA Compliant Audio Rescue Assistance Station

- PoE
  - Lettering and Braille signage
  - LED call status indicator
  - Single call button
  - 2 Form C relay outputs
  - CCTV input
  - Stainless steel
  - Flush mount
  - Mounting box included
- p. 74



### IP Addressable Master Station: Mix and match unlimited

(can call up to 500 door stations or master stations)



IP Addressable

#### IX-MV


IP Addressable Video Master Station

- Hands-free communication with handset for privacy
- Wall or desk mount
- 500 station address book capacity

### Accessories



**SBX-ISDVFRA**  
Surface Mount Box for IX-DF-2RA, IX-SS-2RA, or IX-SS-RA  
→ p. 89



**TW-MKL**  
L-Bolt Mounting Kit for Rescue Assistance Modular Towers (required for tower installation)  
→ p. 79



**RY-IP44**  
IP Input/Output Relay Adaptor for the IX Series  
→ p. 93

### Dimensions

	INCHES			MILLIMETERS		
	Height	Width	Depth	Height	Width	Depth
IS-WBCA, IS-WBCE	26"	8"	4"	660	203	102
IS-WBHA, IS-WBHE	27"	8"	4"	686	203	102
IX-DF-2RA, IX-SS-2RA, IX-SS-RA	11-11/16"	7"	*	297	178	*
IX-MV	7-7/16"	9-13/16"	2-5/16"	189	250	59
TW-20 Series	67-1/4"	10"	8"	1708	254	203
TW-22 Series, TW-23 Series	100-1/4"	10"	8"	2546	254	203

\*Aiphone recommends a 2-1/2" minimum back box depth for all flush mount stations.

### Specifications

- Power Source: Power Over Ethernet (802.3af)
- Network Interface: 10 BASE-T/100 BASE-TX Ethernet (RJ-45)
- Network Protocols: IPv4, IPv6, TCP, UDP, SIP, HTTP, HTTPS, RTP, RTCP, IGMP, MLD, SMTP, DHCP, NTP, DNS
- Bandwidth Usage: G.711: 64Kbps x 2 per video call, 64Kbps per monitor  
H.264: 24Kbps ~ 2,048Kbps
- Communication: Hands-free (VOX), push-to-talk (simplex), or handset (full-duplex)
- Video Display: 3-1/2" color LCD
- Camera: Type: 1/4" color CMOS  
View Area: 2'2" vert. x 3'1" horiz. at 20"
- Video Stream: ONVIF Profile S
- Door Release: Programmable Form C dry contact, 24V AC/DC, 500mA – use EL-12S (use RY-24L for larger contact rating, which requires 24V DC power supply) or use RY-IP44 with 4 multipurpose relays
- Wire Type: CAT-5e or CAT-6
- Distance: RA Station to Network Node: 330'  
Master Station to Network Node: 330'

### Calling Capacity

The IX Series has an unlimited station capacity, where an infinite (∞) number of door stations and master stations can be connected. However, there is a calling capacity for each station in a system. Each master station in a system can call up to 500 door stations or master stations. Each door station in a system can call up to 20 master stations at one time.

### Camera View Area

For IX Series camera view area, see p. 8



The beginning of a beautiful relationship...



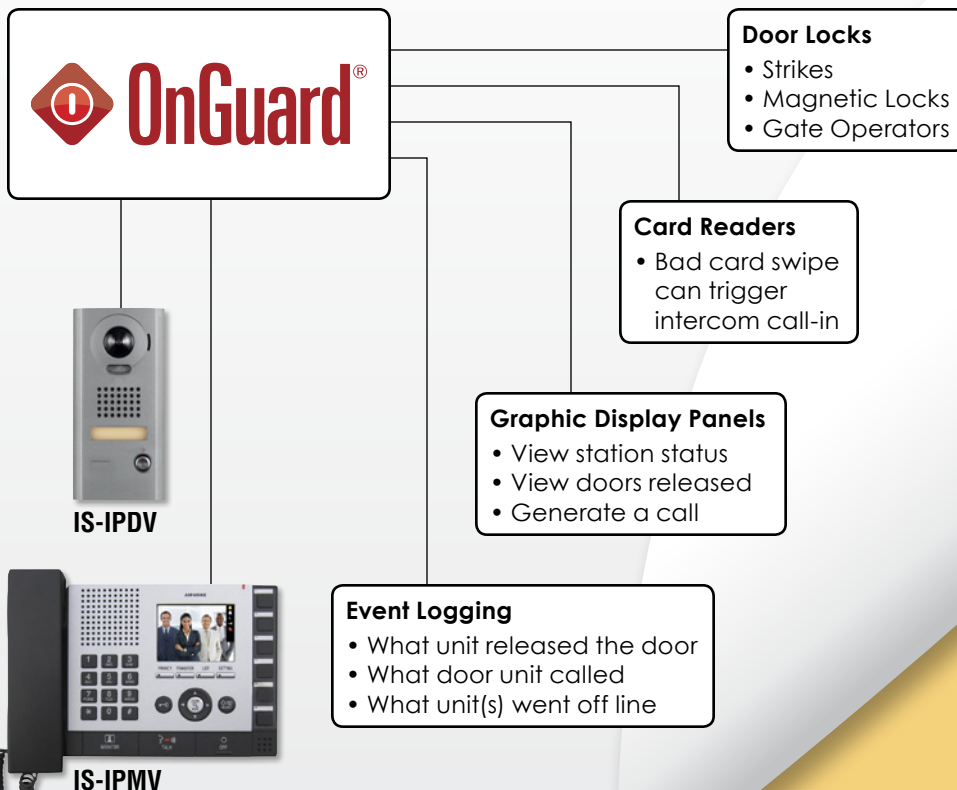
Scan to learn more



Aiphone is proud to announce the IS-IP Series Integration with Lenel®, an OpenAccess Alliance Partner.

Releasing doors, using card readers, viewing graphic display panels, and event logging is now easier than ever before!

Integrate the IS-IP Series to easily view and interact with the Lenel® OnGuard® access control system.



**COMING SOON!**  
Integration with the IX Series, Aiphone's newest IP video intercom, will soon be possible!




## IP Addressable Stations: Mix and match up to 32



**IS-IPDV\***  
IP Addressable Video Door Station

- PoE capable
- PTZ camera
- Aluminum die cast
- Surface mount

→ p. 75



**IS-IPDVF\***  
IP Addressable Video Door Station

- PoE capable
- PTZ camera
- Stainless steel
- Flush mount
- Mounting box included

→ p. 76



**IS-IPDVF-HID\***  
IP Addressable Card Access Video Door Station

- Same as IS-IPDVF
- HID® ProxPoint® Plus Proximity Card Reader

→ p. 76



**IS-IP4DVF\***  
IP Addressable 4-Call Video Door Station (requires RY-IP44)

- Same as IS-IPDVF
- Selective Call

→ p. 76



\* Power over Ethernet (802.3af) or one PS-2420UL required for each IS-IPMV, IS-IPDV, IS-IPDVF, IS-IPDVF-HID, or IS-IP4DVF.



**IS-IPMV\***  
IP Addressable Video Master Station

- Hands-free communication with handset for privacy
- Wall or desk mount



**IS-SOFT**  
PC Master Station Software (requires one IS-IP device)

## Accessories



**IS-HTR**  
Heater with Thermostat for IS Series Door Stations

→ p. 75



**IS-MB**  
Mullion Mounting Bracket for IS-IPDV

→ p. 91



**SBX-ISDVF**  
Surface Mount Box for IS-IPDVF

→ p. 89



**LB-SDVF**  
Security Lock Box for IS-IPDV or IS-IPDVF (lock not included)

→ p. 91



**EL-12S**  
Electric Door Strike (requires PT-1210N)

→ p. 91



**RY-IP44**  
IP Input/Output Relay Adaptor for the IS-IP Series

→ p. 93

## Box Sets (each box set uses 2 available IP addresses)



**ISS-IPMDV:** IS-IPMV and IS-IPDV  
**ISS-IPMDF:** IS-IPMV and IS-IPDVF  
**ISS-IPSWDV:** IS-SOFT and IS-IPDV  
**ISS-IPSWDF:** IS-SOFT and IS-IPDVF

## Door Station Features (for ALL IS Series)

- Digital PanTilt and Zoom camera eliminates blind spots with 170° wide angle lens

## System Features (for ALL IS Series)

- Scalable system is easy to expand
- All-in-one communication system to control video entry and access control
- Uses new or existing CAT-5e or CAT-6 network infrastructure (multicast must be supported by the network)
- Program system functions via browser
- For Local IP and Local Hardwired: basic conversation plus full range of exchange functions, including time based call forwarding, scan monitoring, emergency call, priority call, and unit paging
- IP addressable stations available for easy network communication
- PC master station records audio/video directly to PC
- Schedule bells and announcements (requires IS-CCU or IS-IPC)
- Transfer hardwired door calls to a C/O line (requires IS-IPC)
- Forward missed calls automatically
- Paging with three priority levels
- Transfer door calls to any master station
- Standard door release wiring to door station or to IS-CCU and IS-SCU for added security (hardwired door stations only)
- Integration with Lene!® OnGuard®

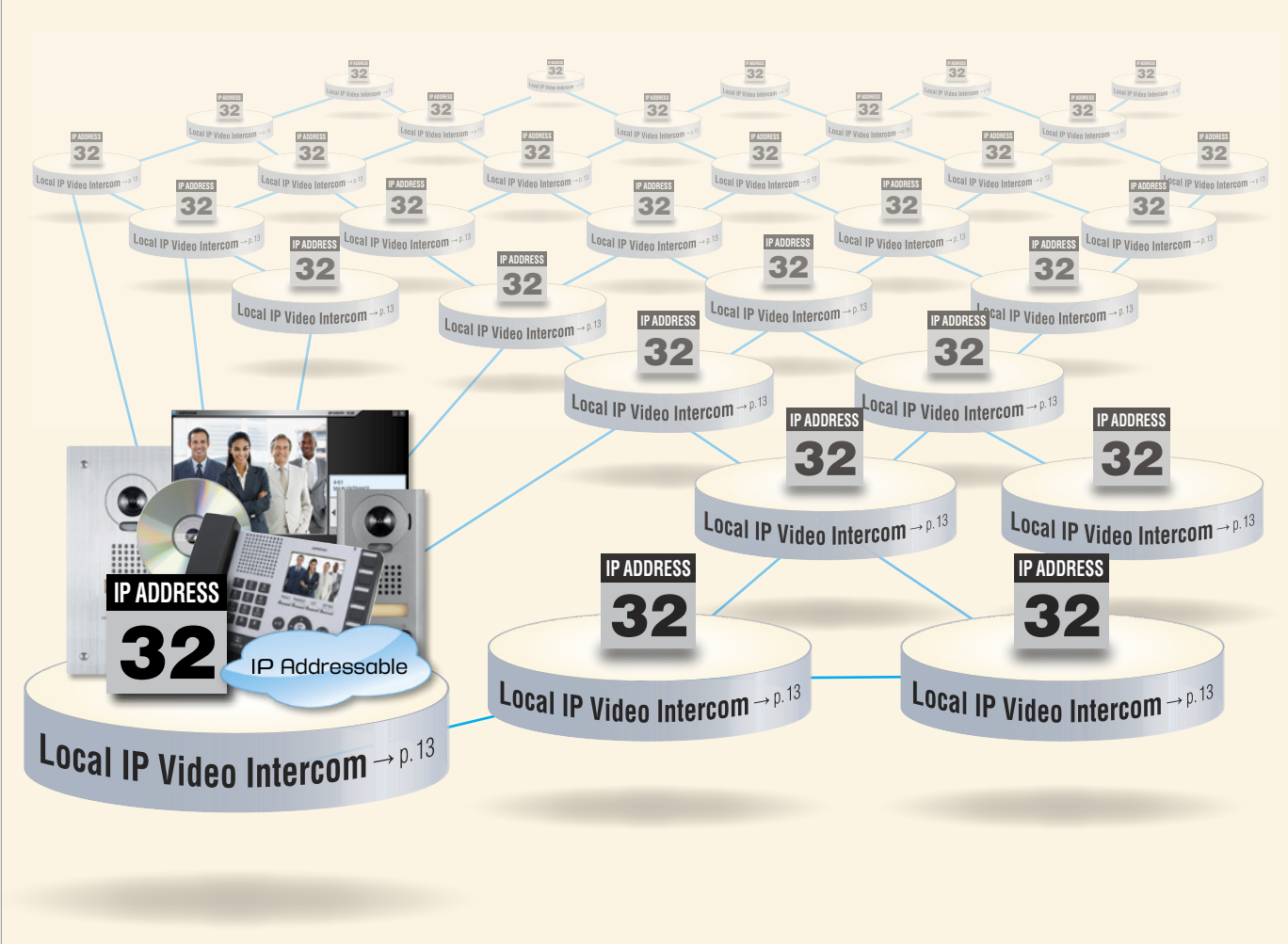
## Specifications (for ALL IS Series)

Power Source	IS-CCU, IS-SCU, IS-RCU, IS-IPC: 48V DC – use IS-PU-UL IS-IPDV, IS-IPDVF, IS-IPMV: 24V DC – use PS-2420UL or Power Over Ethernet (802.3af)
Network Interface	10 BASE-T/100 BASE-TX Ethernet (RJ-45)
Network Protocols	TCP, UDP, IGMP (Multicast), SIP, SMTP, HTTPS
Bandwidth Usage	320Kbps to 8Mbps
Software	OS: Windows® XP, Windows Vista® (32/64 bit), Windows® 7 (32/64 bit), or Windows® 8 (32/64 bit) Processor: 2GHz or faster Memory: 1GB of RAM
Communication	Hands-free (VOX), push-to-talk (simplex), or handset (full-duplex)
Video Display	3-1/2" color LCD
Camera	Type: 1/4" color CMOS View Area: 100° vert. x 170° horiz.
Door Release	Programmable Form C dry contact, 24V AC/DC, 500mA – use EL-12S (use RY-24L for larger contact rating, which requires 24V DC power supply) or use RY-IP44 with 4 multipurpose relays (IS-IP only)
Wire Type	CAT-5e or CAT-6
Distance	Variable wiring distances – see table on page 14

## Camera View Area (for ALL IS Series)

For IS Series camera view area, see p. 14

## Global IP System: Connect up to 32 Local IP Systems



### Dimensions

	INCHES			MILLIMETERS		
	Height	Width	Depth	Height	Width	Depth
IS-IPC	3-7/16"	18-7/8"	11"	88	480	280
IS-IPDV	8-7/16"	4-1/8"	1-1/8"	215	105	28
IS-IPDVF	10-7/16"	5-7/8"	*	265	150	*
IS-IPMV	7-7/16"	9-13/16"	2-5/16"	189	250	59
IS-IP4DVF, IS-IPDVF-HID	12-3/8"	7"	*	315	178	*

\*Aiphone recommends a 2-1/2" minimum back box depth for all flush mount stations.

### IS Series Wiring Distances with CAT-5e/6

Door/Sub Station to IS-CCU or IS-SCU	980'
IS-MV to IS-CCU or IS-SCU	980'
IS-RS to IS-CCU, IS-SCU, or IS-RCU	490'
IS-SS to IS-CCU, IS-SCU, or IS-RCU	980'
IS-SCU to IS-CCU using 3 CAT-5e or CAT-6 cables	650'
IS-RCU to IS-CCU using 2 CAT-5e or CAT-6 cables	650'
IS-IPC to IS-CCU or IS-RCU (x3 to IS-CCU and x2 to IS-RCU)	33'
IS-IPC to Network Node	330'
IP Door Station to Network Node	330'
IP Master Station to Network Node	330'

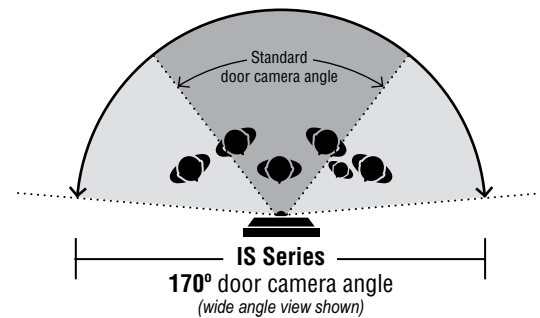
### Features (for ALL IS Series)

For IS Series features, see p. 13

### Specifications (for ALL IS Series)

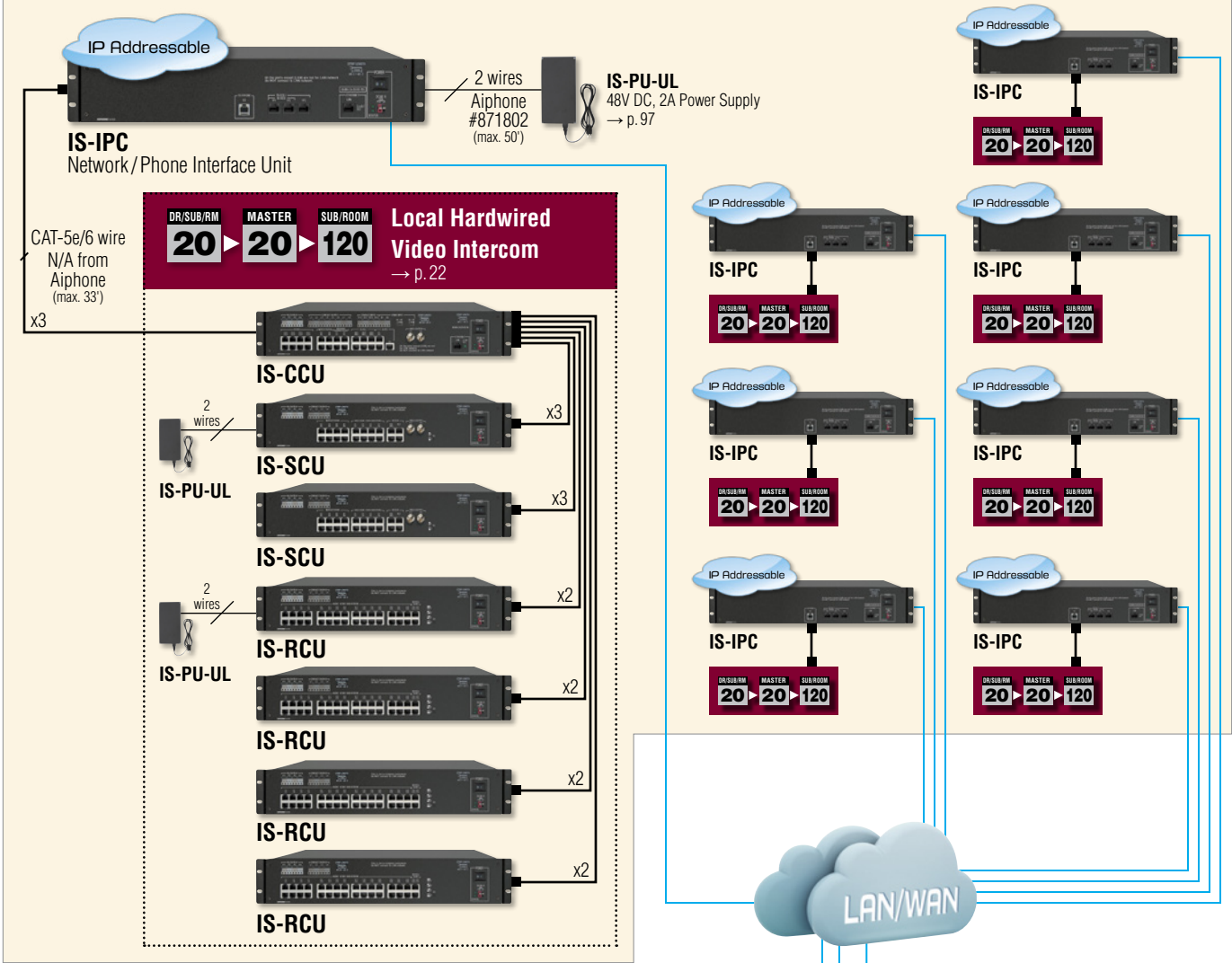
For IS Series specifications, see p. 13

### Camera View Area (for ALL IS Series)



# IS Series Local Hybrid IP Video Intercom

Local Hybrid IP System: Connect up to 8 IS-IPCs per Local Hardwired System



IP Intercoms

IP Addressable Units: Mix and match up to 32 (including IS-IPC)

**IS-IPDV\***  
IP Addressable Video Door Station

- PoE capable
- PTZ camera
- Aluminum die cast
- Surface mount → p. 75

**IS-IPDVF\***  
IP Addressable Video Door Station

- PoE capable
- PTZ camera
- Stainless steel
- Flush mount
- Mounting box included → p. 76

**IS-IPDVF-HID\***  
IP Addressable Card Access Video Door Station

- Same as IS-IPDVF
- HID® ProxPoint® Plus Proximity Card Reader → p. 76

**IS-IP4DVF\***  
IP Addressable 4-Call Video Door Station (requires RY-IP44)

- Same as IS-IPDVF
- Selective Call → p. 76

**PT-1210N**  
12V AC Transformer (required for EL-12S)

**EL-12S**  
Electric Door Strike (requires PT-1210N)

**IS-IPMV\***  
IP Addressable Video Master Station

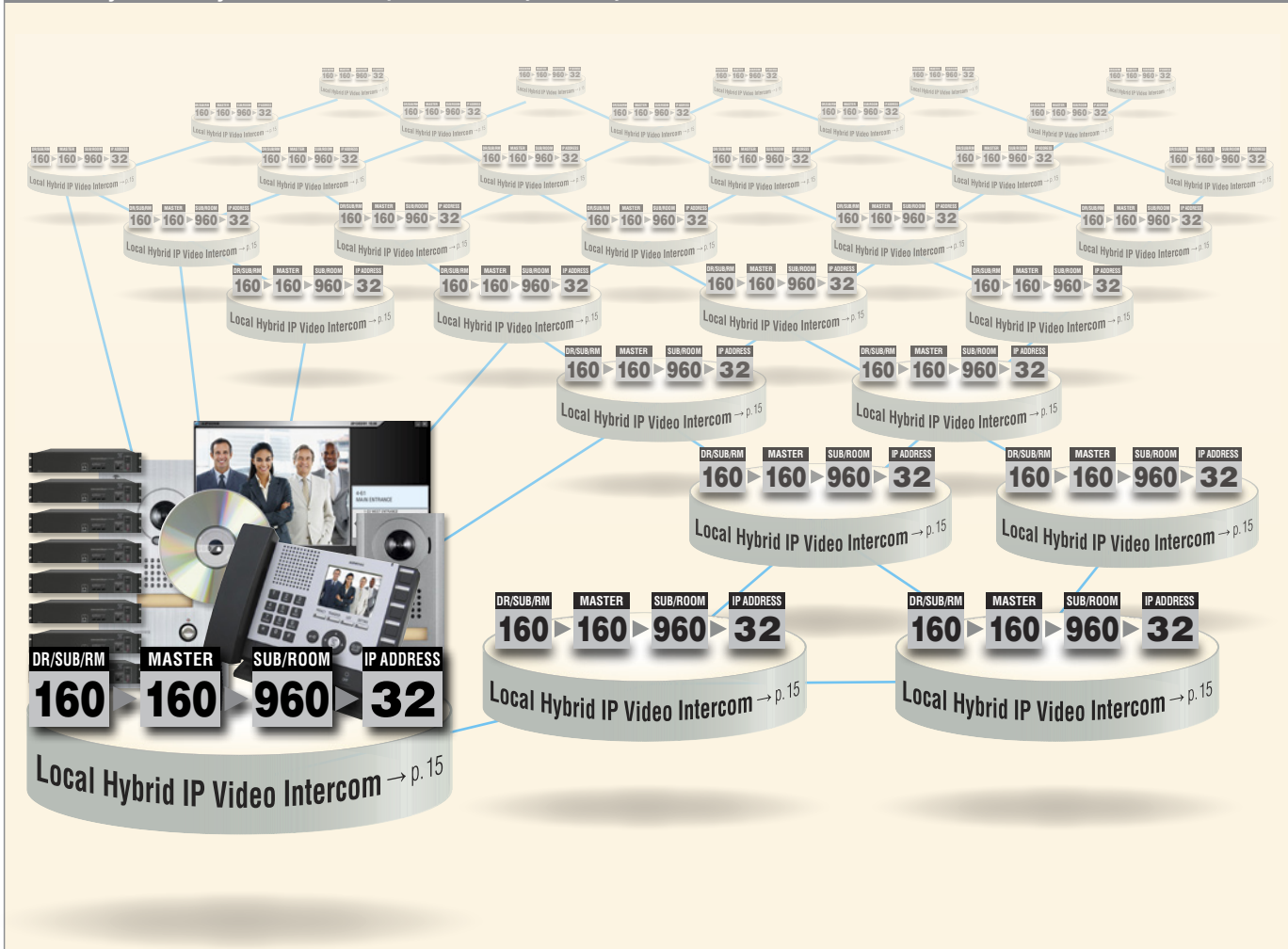
- Hands-free communication with handset for privacy
- Wall or desk mount

**IS-SOFT**  
PC Master Station Software (requires one IS-IP device)

\* Power over Ethernet (802.3af) or one PS-2420UL required for each IS-IPMV, IS-IPDV, IS-IPDVF, IS-IPDVF-HID, or IS-IP4DVF.

## Global Hybrid IP System: Connect up to 32 Local Hybrid IP Systems

IP Intercoms



### Multi-Site Rules

- A door station can call within its local site and one remote site
- A room station can call within its local site and one remote site
- A master station can call any remote site (one at a time)
- A master station can make a paging announcement to its local site or one other site

### IP Device Table

**NOTE:** The quantity of IP stations per site is relative to the number of IS-IPCs, for a cumulative of 32 units total. A max. of 8 IS-IPCs can be used, allowing up to 24 additional IP devices per site.

IP Devices*	Max # per Local Site	Max # per Global System
IS-IPC	8	256
IS-IPMV	32	1,024
IS-IPDV		
IS-IPDVF		
IS-SOFT**	31	992

\* Total number of IP devices can not exceed 32 units per Local Hybrid IP System (Local Site) and 1,024 per Global System.

\*\* Requires PC speakers and microphone or standard headset for communication. IS-SOFT must be paired with at least one IS-IP device (IS-IPC, IS-IPMV, IS-IPDV, or IS-IPDVF).


### Technical Assistance

For additional help, contact Aiphone's Technical Support  
**800.692.0200**






### Door Stations: Select 1



**AX-DM**  
Audio Door Station

- Plastic cover
- Mullion or surface mount


→ p. 84



**IF-DA**  
Audio Door Station

- Plastic cover
- Surface mount


→ p. 86



**IE-JA**  
Audio Door Station

- Stainless steel faceplate
- Flush mount
- Fits 2-gang box


→ p. 86



**IE-SS/A**  
Audio Door Station

- Stainless steel
- Flush mount
- Fits 2-gang box


→ p. 86



**IE-SSR**  
Audio Door Station

- Red mushroom call button
- Stainless steel
- Flush mount
- Fits 2-gang box

→ p. 86




**IE-SSV**  
Audio Door Station

- Built-in CCTV camera
- Stainless steel
- Flush mount
- Fits 2-gang box

→ p. 86

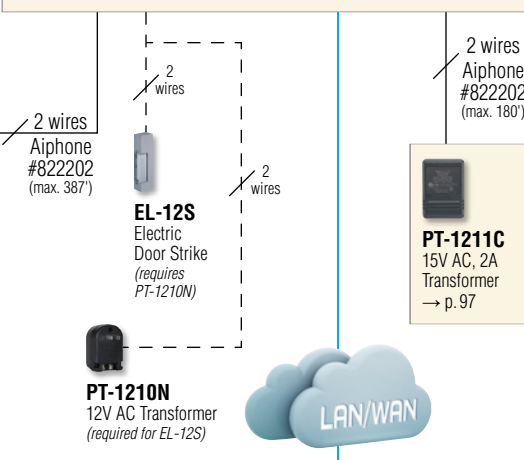
### IP Intercom Adaptor (1 required per door station)



**IPW-1A**  
IP Intercom Adaptor

- Includes PC software and power supply
- 1 IPW-1A per door station

IP Addressable



2 wires Aiphone #822202 (max. 387')

2 wires Aiphone #822202 (max. 180')

**EL-12S**  
Electric Door Strike (requires PT-1210N)

**PT-1211C**  
15V AC, 2A Transformer → p. 97

**PT-1210N**  
12V AC Transformer (required for EL-12S)

LAN/WAN

**PCs** (software can be installed on an infinite number of PCs within a local network)

### Accessories



**HID-SS**  
Card Access Station with HID® ProxPoint® Plus Proximity Card Reader

→ p. 92



**SBX-ACE**  
Surface Mount Box for AX-DM or IF-DA and one Access Control Device

→ p. 89



**SBX-2G**  
Surface Mount Box for IE-JA, IE-SS/A, IE-SSR, or IE-SSV

→ p. 90



**SBX-2BH**  
Horizontal Surface Mount Box for HID-SS and one IE-JA, IE-SS/A, IE-SSR, or IE-SSV

→ p. 90



**RY-IP44**  
IP Input/Output Relay Adaptor for the IPW-1A

→ p. 93



**EL-12S**  
Electric Door Strike (requires PT-1210N)

→ p. 91

## System Features

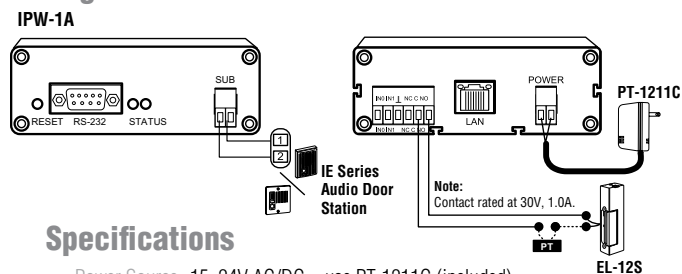
- Easy to install
- PC software included
- Allows an IE Series or AX-DM door station to remotely communicate with any number of PCs within a local network
- Cost-effective communication from multiple PCs to remote locations
- Works with standard wired and wireless IP networks
- Digital audio recording and playback capability
- Form C relay output for door release or external signalling
- Sensor input for visual indication of contact state and event logging
- May be used for public announcements and emergency notifications

## Dimensions

	INCHES			MILLIMETERS		
	Height	Width	Depth	Height	Width	Depth
AX-DM	6-5/16"	1-11/16"	7/8"	160	43	22.5
IE-JA	4-1/2"	4-9/16"	*	115	116	*
IE-SS/A, IE-SSR, IE-SSV	4-3/4"	4-3/4"	*	121	121	*
IF-DA	5-1/8"	3-7/8"	1-1/8"	130	98	28.5
IPW-1A	1-1/2"	4-1/4"	4-15/16"	38	108	125

\*Aiphone recommends a 2-1/2" minimum back box depth for all flush mount stations.

## Wiring



## Specifications

- Power Source** 15-24V AC/DC – use PT-1211C (included)
- Network Interface** 10 BASE-T / 100 BASE-TX Ethernet (RJ-45)
- Network Protocols** TCP, UDP, DHCP, SNMP, HTTP, AutoIP, SonicIP, Ipzator
- Bandwidth Usage** ≈128Kbps per active session (normal mode)  
≈64Kbps per active session (low bandwidth mode)
- Software** OS: Windows® XP (SP2), Windows Vista® (32/64 bit), Windows® 7 (32/64 bit), or Windows® 8 (32/64 bit)  
Processor: 1GHz or faster  
Memory: 256MB of RAM  
Hard Drive: 50MB available disk space  
Sound Card: Windows® supported sound card (with speaker and microphone)
- Door Release** Form C dry contact, 30V DC, 1.0A – use EL-12S or use RY-IP44 with 4 multipurpose relays
- Wire Type** 2-cond., stranded, overall shield – use Aiphone wire #822202
- Distance** Door Station to IP Adaptor: 387'(22AWG) 980'(18AWG)

Max. 20 sets

## Door Stations: Select 1



**JK-DA**  
Video Door Station

- PTZ camera
- Plastic cover
- Surface mount


→ p. 82



**JK-DV**  
Video Door Station

- PTZ camera
- Zinc die cast
- Surface mount

→ p. 82



**JK-DVF**  
Video Door Station

- PTZ camera
- Stainless steel
- Flush mount
- Mounting box included


→ p. 82



**JK-DVF-HID**  
Card Access Video Door Station

- HID® ProxPoint® Plus Proximity Card Reader
- PTZ camera
- Stainless steel
- Flush mount
- Mounting box included

→ p. 82




**JK-DVF-AC**  
Keycode Access Video Door Station

(requires separate 12-24V AC/DC power supply)

- Access keypad
- PTZ camera
- Stainless steel
- Flush mount
- Mounting box included

→ p. 82

## Master Stations: Select 1 (required)



**JK-1MED**  
Video Master Station

- Picture Memory

2 wires  
Aiphone #871802  
(max. 330' between door station and each JKW-IP)



**EL-12S**  
Electric Door Strike  
(requires PT-1210N)



**PT-1210N**  
12V AC Transformer  
(required for EL-12S)

2 wires  
Aiphone #871802  
(max. 33')



**PS-1820UL**  
18V DC, 2A Power Supply  
→ p. 97

4 wires  
Aiphone #871804  
(max. 330' between door station and JKW-IP)

## Door Station Features

- Digital PanTilt and Zoom camera eliminates blind spots with 170° wide angle lens

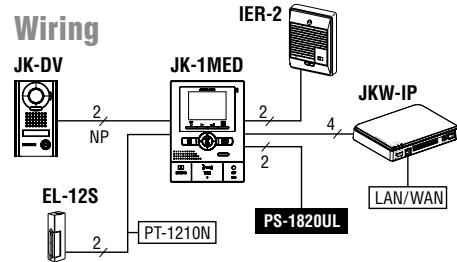
## Master Station Features

- Compact, attractive design complements most interiors
- Hands-free or push-to-talk communication
- Camera position and zoom can be preset for call-in
- Includes single N/O door release contact
- Color LCD screen
- Camera can be adjusted to compensate for bright illumination
- Picture memory records up to 40 image events in both wide angle or preset zoom view (JK-1MED only)
- Entry can be monitored via the master station
- Output option to control a secondary device like a light, gate, or additional door
- Video out to DVR via supplied connector

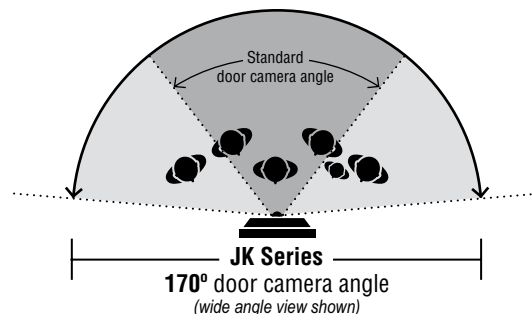
## System Features

- Easy to install
- PC software included
- Up to 20 JK systems can be controlled by up to 10 PCs
- Photo e-mail alerts when visitors are at the door
- Remote door release from a PC
- 4 inputs to notify PC of events such as fire, alarm, and motion detection
- Notification e-mail sent when an alarm input is triggered
- Use PC to control door station camera

## Wiring



## Camera View Area



## IP Video Intercom Adaptor (required)



### JKW-IP


#### IP Video Intercom Adaptor

- Includes computer software
- 1 JKW-IP per master station
- Up to 20 JK Series sets can be connected with up to 10 PCs using 1 JKW-IP per set

IP Addressable



## PCs (software can be installed on up to 10 PCs)




## Accessories



**AC-10S**  
Stand-Alone Access Control Keypad  
(body style matches JK-DV)  
→ p. 92



**KAW-D**  
30° Angle Box for JK-DA  
→ p. 90



**MKW-P**  
1-Gang Mounting Plate for JK-DV  
→ p. 99



**KMB-45**  
45° Mullion Mounting Bracket for JK-DA  
→ p. 91



**JK-MB**  
Mullion Mounting Bracket for JK-DV  
→ p. 91



**SBX-LSE**  
Security Lock Box for JK-DV or JK-DVF  
(lock not included)  
→ p. 91



**SBX-LSP**  
Security Lock Box for JK-DVF-AC or JK-DVF-HID  
(lock not included)  
→ p. 91



**SBX-DV30**  
30° Angle Box for JK-DV  
→ p. 90



**SBX-DVF**  
Surface Mount Box for JK-DVF  
→ p. 89



**SBX-DVF-P**  
Surface Mount Box for JK-DVF-AC or JK-DVF-HID  
→ p. 89



**SBX-ACE**  
Surface Mount Box for 1-Gang Door Station and 1-Gang Access Control Device  
→ p. 89



**JKW-BA**  
Long Distance Door Station Adaptor  
→ p. 93



**EL-12S**  
Electric Door Strike  
(requires PT-1210N)  
→ p. 91



**RY-18L**  
Form C Door Release Relay  
→ p. 92



**IER-2**  
Call Extension Speaker  
→ p. 94



**RY-ES**  
External Signaling Relay  
→ p. 93



**MCW-S/A**  
Desk Stand for JK-1MED  
→ p. 99

## Box Sets



**JKS-IPED:** JK-1MED, JK-DA, JKW-IP, Software, and PS-1820UL

**JKS-IPEV:** JK-1MED, JK-DV, JKW-IP, Software, and PS-1820UL

**JKS-IPEF:** JK-1MED, JK-DVF, JKW-IP, Software, and PS-1820UL

## Dimensions

	INCHES			MILLIMETERS		
	Height	Width	Depth	Height	Width	Depth
JK-1MED	7-5/16"	5-5/16"	1-1/16"	185	135	27
JK-DA	5-1/16"	3-13/16"	1-3/8"	129	97	35.5
JK-DV	6-13/16"	3-7/8"	1"	173	98	25
JK-DVF	8-1/4"	5-5/16"	*	209	135	*
JK-DVF-HID, JK-DVF-AC	11-5/8"	5-11/16"	*	295	144	*
JKW-IP	7-7/8"	5-7/8"	1-3/8"	200	150	35.5

\*Aiphone recommends a 2-1/2" minimum back box depth for all flush mount stations.

## Specifications

Power Source 18V DC – use PS-1820UL

Network Interface 10 BASE-T / 100 BASE-TX Ethernet (RJ-45)

Network Protocols TCP, UDP, HTTP, SIP, SMTP

Bandwidth Usage 320Kbps to 8Mbps (per JKW-IP)

Software OS: Windows® XP (SP2),  
Windows Vista® (32/64 bit),  
Windows® 7 (32/64 bit), or  
Windows® 8 (32/64 bit)

Processor: 1GHz or faster

Memory: 256MB of RAM

Communication Hands-free (VOX) or push-to-talk

Video Display 3-1/2" color LCD

Picture Memory Record max. 40 calls (6 images per call) with up to 10 calls protected from overwriting

Camera Type: 1/4" color CMOS  
View Area: 100° vert. x 170° horiz.

Door Release N/O dry contact, 24V AC/DC, 500mA – use RY-18L for larger contact rating

Wire Type Door Station to Master Station: 2-cond., mid cap, solid, non-shielded – use Aiphone wire #871802  
Master Station to IP Adaptor: 4-cond., mid cap, solid, non-shielded – use Aiphone #871804

Distance Door Station to IP Adaptor: 165'(22AWG) 330'(18AWG)

# Video Intercoms

Commercial | Educational | Healthcare | Industrial | Residential



# Scan QR code for more product details!

Easily view digital installation manuals, specification sheets, brochures, and videos available for each system – directly from the corresponding product page on the Aiphone website!

**IS Series**  
Local Hardwired  
Video Intercom  
→ **p. 22**



**IS Series**  
Rescue Assistance  
Video Intercom  
→ **p. 24**



**JP Series** **NEW!**  
Hands-Free/Handset Video  
Intercom with 7" Touchscreen  
→ **p. 26**



**JO Series**  
Hands-Free Video  
Intercom with 7" Screen  
→ **p. 28**



**JK Series**  
Hands-Free Video Intercom  
with PanTilt & Zoom  
→ **p. 30**



**JF Series**  
Hands-Free Video  
Intercom  
→ **p. 32**



**AX Series**  
Hands-Free Video  
Intercom with Integration  
→ **p. 34**



**KB Series**  
Handset Video  
Intercom with Tilt  
→ **p. 36**



## Door/Sub Stations: Mix and match up to 4 per IS-CCU



**IS-DV**  
Video Door Station  
 • PTZ camera  
 • Aluminum die cast  
 • Surface mount  
 → p. 75



**IS-DVF**  
Video Door Station  
 • PTZ camera  
 • Stainless steel  
 • Flush mount  
 • Mounting box included  
 → p. 76



**IS-DVF-HID**  
Card Access Video Door Station  
 • Same as IS-DVF, plus:  
 • HID® ProxPoint® Plus Proximity Card Reader  
 → p. 76



**IS-DVF-HID-I**  
Card Access Video Door Station  
 • Same as IS-DVF, plus:  
 • HID® iCLASS® Smart Card Reader  
 → p. 76



**IS-SS-CI**  
CCTV Input Door Station  
 • Stainless steel  
 • Flush mount  
 • Mounting box included  
 → p. 75



**IS-SS**  
Audio Door / Sub Station  
 • Stainless steel  
 • Flush mount  
 • Mounting box included  
 → p. 75



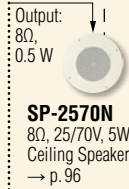
**IS-SS-2G**  
Audio Door / Sub Station  
 • Status LED  
 • Stainless steel  
 • Flush mount  
 • Fits 2-gang box  
 → p. 75



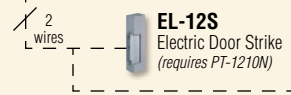
**IS-SSR-2G**  
Audio Door / Sub Station  
 • Status LED  
 • Red mushroom call button  
 • Stainless steel  
 • Flush mount  
 • Fits 2-gang box  
 → p. 75



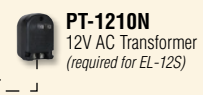
**IS-RS**  
Audio Room Sub Station  
 • Handset for privacy  
 • Indoor use  
 • Fire resistant ABS plastic  
 • Surface mount  
 → p. 74



**SP-2570N**  
8Ω, 25/70V, 5W Ceiling Speaker  
 → p. 96



**EL-12S**  
Electric Door Strike  
(requires PT-1210N)




**PT-1210N**  
12V AC Transformer  
(required for EL-12S)

## Door/Sub Stations: Mix and match up to 8 per IS-SCU



**IS-DV**  
→ p. 75



**IS-DVF**  
→ p. 76



**IS-DVF-HID**  
→ p. 76



**IS-DVF-HID-I**  
→ p. 76



**IS-SS-CI**  
→ p. 75



**IS-SS**  
→ p. 75



**IS-SS-2G**  
→ p. 75



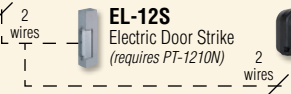
**IS-SSR-2G**  
→ p. 75



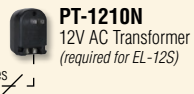
**IS-RS**  
Audio Room Sub Station  
 → p. 74



**SP-2570N**  
8Ω, 25/70V, 5W Ceiling Speaker  
 → p. 96



**EL-12S**  
Electric Door Strike  
(requires PT-1210N)



**PT-1210N**  
12V AC Transformer  
(required for EL-12S)

## \* Expand the IS Series over a network! See p. 15-16

DR/SUB/RM **5,120** MASTER **5,120** SUB/ROOM **30,720** IP ADDRESS **1,024**



**IS-IPC**  
Network / Phone Interface Unit (requires IS-PU-UL)  
 • Connects multiple hardwired systems over a network  
 • Transfers door station calls to an outside phone line

## Central Control Unit

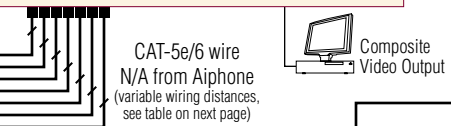


**IS-CCU**  
Central Control Unit  
 • Supports up to 4 master stations and 4 door / sub stations  
 • 8 dry contacts for door release



**IS-PU-UL**  
48V DC, 2A Power Supply  
 → p. 97

2 wires  
Aiphone #871802 (max. 50')



## Add-On Control Unit: Select up to 2 per IS-CCU




**IS-SCU**  
Add-On Central Control Unit  
 • Supports up to 8 master stations and 8 door / sub stations  
 • 4 dry contacts for door release



**IS-PU-UL**  
48V DC, 2A Power Supply  
 → p. 97

2 wires  
Aiphone #871802 (max. 50')




## Room Station Control Unit: Select up to 4 per IS-CCU



**IS-RCU**  
Room Station Control Unit  
 • Supports up to 30 audio door / sub stations  
 • 4 dry contacts for door release

2 wires  
Aiphone #871802 (max. 50')



### Master Station: Select up to 4 per IS-CCU



- IS-MV**  
Video Master Station
- Hands-free communication with handset for privacy
  - Wall or desk mount

### Master Station: Select up to 8 per IS-SCU



- IS-MV**  
Video Master Station
- Hands-free communication with handset for privacy
  - Wall or desk mount

CAT-5e/6 wire  
N/A from Aiphone  
(max. 980')

Audio Output  
600Ω



CAT-5e/6 wire  
N/A from Aiphone  
(max. 980')

Audio Output  
600Ω



### Room/Sub Stations: Mix and match up to 30 per IS-RCU



**SP-2570N**  
8Ω, 25/70V, 5W  
Ceiling Speaker  
→ p. 96



**IS-RS**  
→ p. 74



**IS-SS**  
→ p. 75



**IS-SS-2G**  
→ p. 75



**IS-SSR-2G**  
→ p. 75

CAT-5e/6 wire  
N/A from Aiphone  
(variable wiring distances,  
see table to the right)



**EL-12S**  
Electric Door Strike  
(requires PT-1210N)



**PT-1210N**  
12V AC Transformer  
(required for EL-12S)

### Accessories



**HID-SS**  
Card Access Station with  
HID® ProxPoint® Plus  
Proximity Card Reader  
→ p. 92




**IS-HTR**  
Heater with Thermostat for  
IS Series Door Stations  
(excluding IS-SS-2G  
and IS-SSR-2G)  
→ p. 75



**IS-MB**  
Mullion Mounting  
Bracket for IS-DV  
→ p. 91



**SBX-2G**  
Surface Mount  
Box for IS-SS-2G  
or IS-SSR-2G  
→ p. 90



**SBX-2BH**  
Horizontal Surface Mount  
Box for HID-SS and  
IS-SS-2G or IS-SSR-2G  
→ p. 90



**SBX-ISDVF**  
Surface Mount  
Box for IS-DVF  
or IS-SS  
→ p. 89



**SBX-ISDVF**  
Surface Mount Box  
for IS-DVF-HID or  
IS-DVF-HID-I  
→ p. 89



**SBX-ISDVFRA**  
Surface Mount  
Box for IS-SS-CI  
→ p. 89



**LB-SDVF**  
Security Lock  
Box for IS-DV,  
IS-DVF, or IS-SS  
(lock not included)  
→ p. 91



**IS-RACK**  
19" Rack Mount for up to 3 IS-PU-ULs  
(image shown with 1 IS-PU-UL)  
→ p. 97



**EL-12S**  
Electric Door Strike  
(requires PT-1210N)  
→ p. 91

### Dimensions

	INCHES			MILLIMETERS		
	Height	Width	Depth	Height	Width	Depth
<b>IS-CCU, IS-SCU, IS-RCU</b>	3-7/16"	18-7/8"	11"	88	480	280
<b>IS-DV</b>	8-7/16"	4-1/8"	1-1/8"	215	105	28
<b>IS-DVF</b>	10-7/16"	5-7/8"	*	265	150	*
<b>IS-DVF-HID, IS-DVF-HID-I</b>	12-3/8"	7"	*	315	178	*
<b>IS-MV</b>	7-7/16"	9-13/16"	2-5/16"	189	250	59
<b>IS-RS</b>	7-13/16"	4-9/16"	2-1/2"	199	116.5	64
<b>IS-SS</b>	10-7/16"	5-7/8"	*	265	150	*
<b>IS-SS-2G, IS-SSR-2G</b>	4-3/4"	4-3/4"	*	120	120	*
<b>IS-SS-CI</b>	11-11/16"	7"	*	297	178	*

\*Aiphone recommends a 2-1/2" minimum back box depth for all flush mount stations.

### Features

For IS Series features, see p. 13

### Specifications

For IS Series specifications, see p. 13

### IS Series Wiring Distances with CAT-5e/6

Door / Sub Station to IS-CCU, IS-SCU, or IS-RCU	980'
IS-MV to IS-CCU or IS-SCU	980'
IS-RS to IS-CCU, IS-SCU, or IS-RCU	490'
IS-SCU to IS-CCU (x3 cables)	650'
IS-RCU to IS-CCU (x2 cables)	650'
IS-IPC to IS-CCU or IS-RCU (x3 cables to IS-CCU, x2 cables to IS-RCU)	33'
IS-IPC to Network Node	330'
IS-PU-UL to IS-CCU, IS-SCU, or IS-RCU	50'

## RA Wall Boxes & Modular Towers (optional)



**IS-WBCA\***  
ADA Compliant Wall Box

- Light cage with beacon
- "ASSISTANCE" lettering
- Compatible with any IS Series Rescue Assistance Station
- Stainless steel
- Wall mount

→ p. 78



**IS-WBHA\***  
ADA Compliant Wall Box

- Light hood with beacon
- "ASSISTANCE" lettering
- Compatible with any IS Series Rescue Assistance Station
- Stainless steel
- Wall mount

→ p. 78



**IS-WBCE\***  
ADA Compliant Wall Box

- Light cage with beacon
- "EMERGENCY" lettering
- Compatible with any IS Series Rescue Assistance Station
- Stainless steel
- Wall mount

→ p. 78



**IS-WBHE\***  
ADA Compliant Wall Box

- Light hood with beacon
- "EMERGENCY" lettering
- Compatible with any IS Series Rescue Assistance Station
- Stainless steel
- Wall mount

→ p. 78



**Modular Towers\***  
2-Module Mid-Level, 3-Module Dual-Station, and 3-Module High-Level Towers

- Modular design provides lower freight costs and easier assembly than standard towers
- Variety of configurations, including size, lettering, and colors
- Compatible with any IS Series Rescue Assistance Station
- Zinc treated inside and out with powder-coated exterior
- Freestanding


→ p. 79



**PS-2420UL**  
24V DC, 2A  
Power Supply  
→ p. 97

\*Power supply required when installing strobe light with Wall Box or Tower  
2 wires – Aiphone #871802 (max. 980')

## Rescue Assistance Stations: Mix and match up to 4 per IS-CCU



**IS-DVF-2RA**  
ADA Compliant Video Rescue Assistance Station

- Connects to IS-CCU or IS-SCU
- PTZ camera
- Lettering and Braille signage
- LED call status indicator
- Dual call buttons
- 2 Form C relay outputs
- Stainless steel
- Flush mount
- Mounting box included

→ p. 77



**IS-SS-2RA**  
ADA Compliant Audio Rescue Assistance Station

- Connects to IS-CCU or IS-SCU
- Lettering and Braille signage
- LED call status indicator
- Dual call buttons
- 2 Form C relay outputs
- CCTV input
- Stainless steel
- Flush mount
- Mounting box included

→ p. 77



**IS-SS-RA**  
ADA Compliant Audio Rescue Assistance Station

- Connects to IS-CCU or IS-SCU
- Lettering and Braille signage
- LED call status indicator
- Single call button
- 2 Form C relay outputs
- CCTV input
- Stainless steel
- Flush mount
- Mounting box included


→ p. 77

**IS-SS-2RA-R**  
(see description below)  
→ p. 77


**IS-SS-RA-R**  
(see description below)  
→ p. 77

CAT-5e/6 wire  
N/A from Aiphone  
(max. 980')

## Rescue Assistance Stations: Mix and match up to 8 per IS-SCU



**IS-DVF-2RA**  
(see description above)  
→ p. 77



**IS-SS-2RA**  
(see description above)  
→ p. 77




**IS-SS-RA**  
(see description above)  
→ p. 77

**IS-SS-2RA-R**  
(see description below)  
→ p. 77

**IS-SS-RA-R**  
(see description below)  
→ p. 77

CAT-5e/6 wire  
N/A from Aiphone  
(max. 980')

## Rescue Assistance Stations: Mix and match up to 30 per IS-RCU



**IS-SS-2RA-R**  
ADA Compliant Audio Rescue Assistance Station

- Connects to IS-CCU, IS-SCU, or IS-RCU
- Lettering and Braille signage
- LED call status indicator
- Dual call buttons
- 2 Form C relay outputs
- Stainless steel
- Flush mount
- Mounting box included

→ p. 77



**IS-SS-RA-R**  
ADA Compliant Audio Rescue Assistance Station

- Connects to IS-CCU, IS-SCU, or IS-RCU
- Lettering and Braille signage
- LED call status indicator
- Single call button
- 2 Form C relay outputs
- Stainless steel
- Flush mount
- Mounting box included

→ p. 77

CAT-5e/6 wire  
N/A from Aiphone  
(max. 980')

## Features


For IS Series features, see p. 13

## Specifications

For IS Series specifications, see p. 13



**Central Control Unit**



**IS-CCU**  
Central Control Unit

- Supports up to 4 master stations and 4 door/sub stations
- 8 dry contacts for door release



**IS-PU-UL**  
48V DC, 2A  
Power Supply  
→ p. 97

2 wires  
Aiphone #871802  
(max. 50')


**Master Station: Select up to 4 per IS-CCU**



**IS-MV**  
Video Master Station


- Hands-free communication with handset for privacy
- Wall or desk mount

**Add-On Control Unit: Select up to 2 per IS-CCU**



**IS-SCU**  
Add-On Central Control Unit

- Supports up to 8 master stations and 8 door/sub stations
- 4 dry contacts for door release



**IS-PU-UL**  
48V DC, 2A  
Power Supply  
→ p. 97

2 wires  
Aiphone #871802  
(max. 50')


**Master Station: Select up to 8 per IS-SCU**



**IS-MV**  
Video Master Station


- Hands-free communication with handset for privacy
- Wall or desk mount

**Room Station Control Unit: Select up to 4 per IS-CCU**



**IS-RCU**  
Room Station Control Unit


- Supports up to 30 audio door/sub stations
- 4 dry contacts for door release




**IS-PU-UL**  
48V DC, 2A  
Power Supply  
→ p. 97

2 wires  
Aiphone #871802  
(max. 50')


**Accessories**




**IS-HTR**  
Heater with Thermostat for IS Series Rescue Assistance Stations  
→ p. 75



**SBX-ISDVFRA**  
Surface Mount Box for IS-DVF-2RA, IS-SS-2RA, IS-SS-2RA-R, IS-SS-RA, or IS-SS-RA-R  
→ p. 89




**IS-RACK**  
19" Rack Mount for up to 3 IS-PU-ULs (image shown with 1 IS-PU-UL)  
→ p. 97




**TW-MKL**  
L-Bolt Mounting Kit for Rescue Assistance Modular Towers (required for tower installation)  
→ p. 79

**Network/Phone Interface Unit: Select 1 per IS-CCU**



**IS-IPC**  
Network / Phone Interface Unit  
(recommended only for telephone line transfer with RA applications)




**IS-PU-UL**  
48V DC, 2A  
Power Supply  
→ p. 97

2 wires  
Aiphone #871802  
(max. 50')

**Dimensions**

	INCHES			MILLIMETERS		
	Height	Width	Depth	Height	Width	Depth
<b>IS-CCU, IS-SCU, IS-RCU</b>	3-7/16"	18-7/8"	11"	88	480	280
<b>IS-DVF-2RA, IS-SS-2RA, IS-SS-2RA-R, IS-SS-RA, IS-SS-RA-R</b>	11-11/16"	7"	*	297	178	*
<b>IS-MV</b>	7-7/16"	9-13/16"	2-5/16"	189	250	59
<b>IS-WBCA, IS-WBCE</b>	26"	8"	4"	660	203	102
<b>IS-WBHA, IS-WBHE</b>	27"	8"	4"	686	203	102
<b>TW-20 Series</b>	67-1/4"	10"	8"	1708	254	203
<b>TW-22 Series, TW-23 Series</b>	100-1/4"	10"	8"	2546	254	203

\*Aiphone recommends a 2-1/2" minimum back box depth for all flush mount stations.



**IS-PU-UL**  
48V DC, 2A  
Power Supply  
→ p. 97

**IS Series Wiring Distances with CAT-5e/6**

RA Station to IS-CCU, IS-SCU, or IS-RCU	980'
IS-MV to IS-CCU or IS-SCU	980'
IS-CCU to IS-SCU (x3 cables)	650'
IS-CCU to IS-RCU (x2 cables)	650'
IS-CCU to IS-IPC (x3 cables)	33'
IS-PU-UL to IS-CCU, IS-SCU, IS-RCU, or IS-IPC	50'

## Door Stations: Mix and match up to 4



**GT-D**  
Audio Door Station  
• Plastic cover  
• Surface mount  
→ p. 44



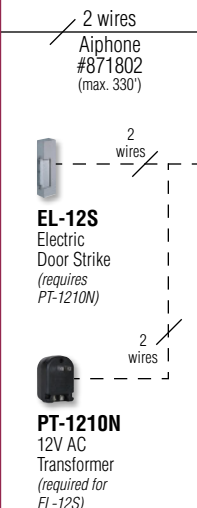
**JP-DA**  
Video Door Station  
• PTZ camera  
• Plastic cover  
• Surface mount  
→ p. 80



**JP-DV**  
Video Door Station  
• PTZ camera  
• Zinc die cast  
• Surface mount  
→ p. 80



**JP-DVF**  
Video Door Station  
• PTZ camera  
• Stainless steel  
• Flush mount  
• Mounting box included  
→ p. 80



## Master Station



**JP-4MED**  
Video Master Station  
• 7" Touchscreen LCD  
• Picture Memory  
• Hands-free communication with handset for privacy



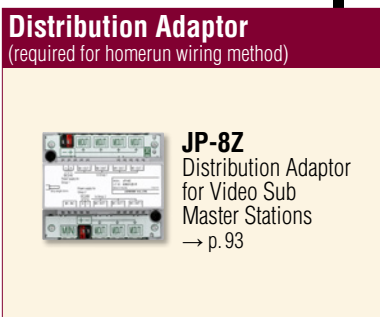
**Removable media storage!**

SD\* or SDHC\* card can store up to 1,000 calls!

\*Not included



**PS-2420UL**  
24V DC, 2A Power Supply  
→ p. 97



**Distribution Adaptor**  
(required for homerun wiring method)

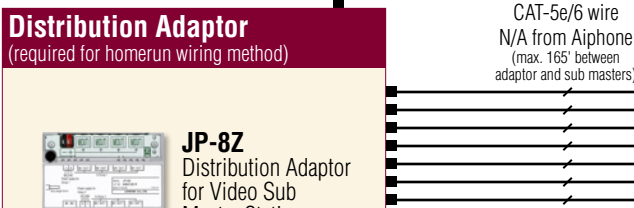
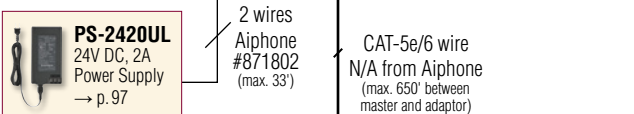
**JP-8Z**  
Distribution Adaptor for Video Sub Master Stations  
→ p. 93



**PS-2420UL**  
24V DC, 2A Power Supply  
→ p. 97



**PS-2420UL**  
24V DC, 2A Power Supply  
→ p. 97



## Door Station Features

- Digital PanTilt and Zoom camera eliminates blind spots with 170° wide angle lens (video door stations)

## Master Station Features

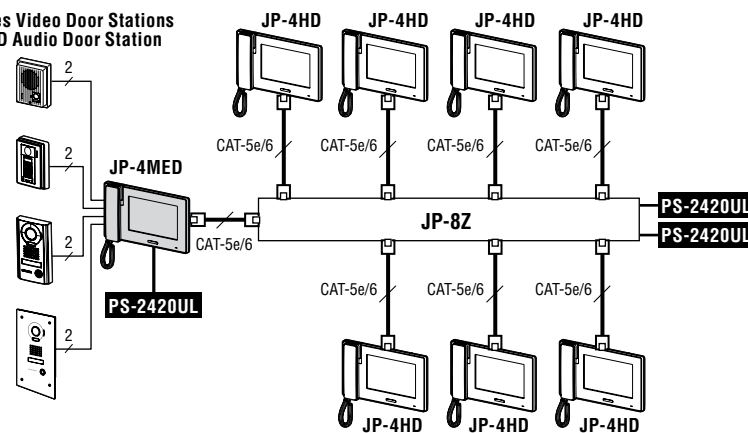
- 7" touchscreen panel
- Hands-free (VOX) or handset communication
- Camera position and zoom can be set for call-in
- Includes two N/O door release contacts (add RY-3DL for 3~4 doors)
- Color LCD screen
- Camera can be adjusted to compensate for bright illumination
- Picture memory records up to 20 calls to internal memory and max. 1,000 calls to removable SD/SDHC card (not included)
- Entry can be monitored via the master station
- 1 output to control a secondary device like a light, gate, or additional door
- Video out to DVR via supplied connector

## System Features

- Homerun or daisy chain wiring options (see installation manual for details)

## Wiring

JP Series Video Door Stations or GT-D Audio Door Station



### NOTES:

1. Total cumulative wiring distance between master and sub master stations is 980' (300m)
2. Master station (JP-4MED) requires 1 power supply
3. Up to 4 sub master stations (JP-4HD) can use 1 power supply (use 2 power supplies for additional sub master stations)

**Sub Master Station: Select up to 7 (optional)**



**JP-4HD**  
Video Sub  
Master Station

- 7" Touchscreen LCD
- Hands-free communication with handset for privacy



**JP-4HD**



**JP-4HD**



**JP-4HD**



**JP-4HD**

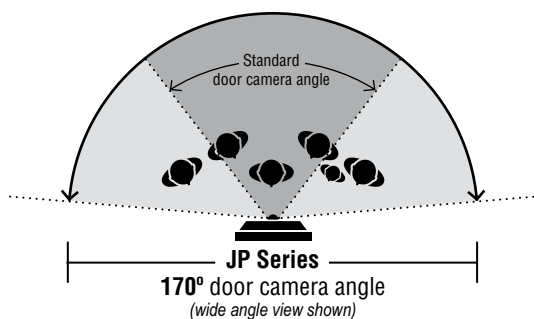


**JP-4HD**



**JP-4HD**

**Camera View Area**



**Dimensions**

	INCHES			MILLIMETERS		
	Height	Width	Depth	Height	Width	Depth
<b>GT-D</b>	5-1/8"	3-7/8"	1-1/8"	130	98	28.5
<b>JP-4MED, JP-4HD</b>	5-11/16"	10-1/16"	1-3/16"	145	255	30
<b>JP-DA</b>	5-1/16"	3-13/16"	1-3/16"	129	97	30.5
<b>JP-DV</b>	6-13/16"	3-7/8"	1"	173	98	25
<b>JP-DVF</b>	8-1/4"	5-5/16"	*	209	135	*

\*Aiphone recommends a 2-1/2" minimum back box depth for all flush mount stations.


**Accessories**



**AC-10S**  
Stand-Alone Access  
Control Keypad  
for JP-DA  
(body style  
matches JP-DV)  
→ p. 92



**KAW-D**  
30° Angle Box  
for JP-DA  
→ p. 90



**MKW-P**  
1-Gang Mounting  
Plate for JP-DV  
→ p. 99



**KMB-45**  
45° Mullion  
Mounting Bracket  
for GT-D or JP-DA  
→ p. 91




**JK-MB**  
Mullion Mounting  
Bracket for JP-DV  
→ p. 91




**SBX-LSE**  
Security Lock  
Box for JP-DV  
or JP-DVF  
(lock not included)  
→ p. 91



**SBX-DV30**  
30° Angle Box  
for JP-DV  
→ p. 90



**SBX-DVF**  
Surface Mount  
Box for JP-DVF  
→ p. 89



**SBX-ACE**  
Surface Mount Box  
for GT-D or JP-DA  
and one Access  
Control Device  
→ p. 89



**JPW-BA**  
Long Distance and  
CCTV Adaptor for  
Video Door Stations  
→ p. 93



**EL-12S**  
Electric  
Door Strike  
(requires PT-1210N)  
→ p. 91



**RY-24L**  
Form C Door  
Release Relay  
→ p. 92



**RY-3DL**  
Selective Door  
Release Adaptor  
(for 3-4 doors)  
→ p. 92



**IER-2**  
Call Extension  
Speaker  
→ p. 94



**RY-ES**  
External  
Signaling Relay  
→ p. 93



**MCW-S/A**  
Desk Stand for  
JP-4MED or JP-4HD  
→ p. 99

**Box Sets**



**JPS-4AED:** JP-4MED, JP-DA, and PS-2420UL  
**JPS-4AEDV:** JP-4MED, JP-DV, and PS-2420UL  
**JPS-4AEDF:** JP-4MED, JP-DVF, and PS-2420UL

**Specifications**

**Power Source** 24V DC – use PS-2420UL

**Communication** Hands-free (VOX) or handset (full-duplex)

**Video Display** 7" color LCD touchscreen

**Picture Memory** Internal/Built-In: record max. 20 calls (6 images per call) with up to 5 calls protected from overwriting  
SD/SDHC card: record max. 1,000 calls (40 images per call) with up to 100 calls protected from overwriting


**Camera** Type: 1/4" color CMOS  
View Area: 100° vert. x 170° horiz.

**Door Release** N/O dry contact, 24V AC/DC, 500mA – use EL-12S (use RY-24L for larger contact rating and use RY-3DL for 3-4 doors)

**Wire Type** Door Station to Master Station: 2-cond., mid cap, solid, non-shielded – use Aiphone #871802  
Power Supply to Master Station: 2-cond., mid cap, solid, non-shielded – use Aiphone #871802  
Master Station to Adaptor: CAT-5e or CAT-6  
Adaptor to Sub Master Station: CAT-5e or CAT-6

**Distance** Door Station to Master Station: 330'  
Master Station to Distribution Adaptor: 650'  
Distribution Adaptor to Sub Master Station: 165'  
Power Supply to Master Station: 16'(22AWG) 33'(18AWG)  
Power Supply to Distribution Adaptor: 16'(22AWG) 33'(18AWG)


### Door Stations: Select 1



**JO-DA**  
Video Door Station  
*(not sold separately)*

- Fixed camera
- Plastic cover
- Surface mount


→ p. 81



**JO-DV**  
Video Door Station  
*(not sold separately)*

- Fixed camera
- Zinc die cast
- Surface mount

→ p. 81




**JO-DVF**  
Video Door Station  
*(not sold separately)*

- Fixed camera
- Stainless steel
- Flush mount
- Mounting box included

→ p. 81

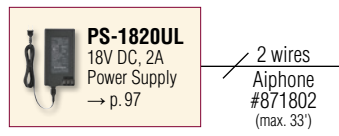

### Expansion Station (optional)



**JO-1FD**  
Video Expansion Station  
*(sold separately)*

- 7" LCD screen
- Touch buttons
- Hands-free or push-to-talk communication

**IMPORTANT WIRING NOTICE:**  
When the optional JO-1FD is part of the system, it must be wired in between the door station and master station (as shown in the wiring example **WITH** JO-1FD).



### Door Station Features

- Fixed camera provides clear visitor identification

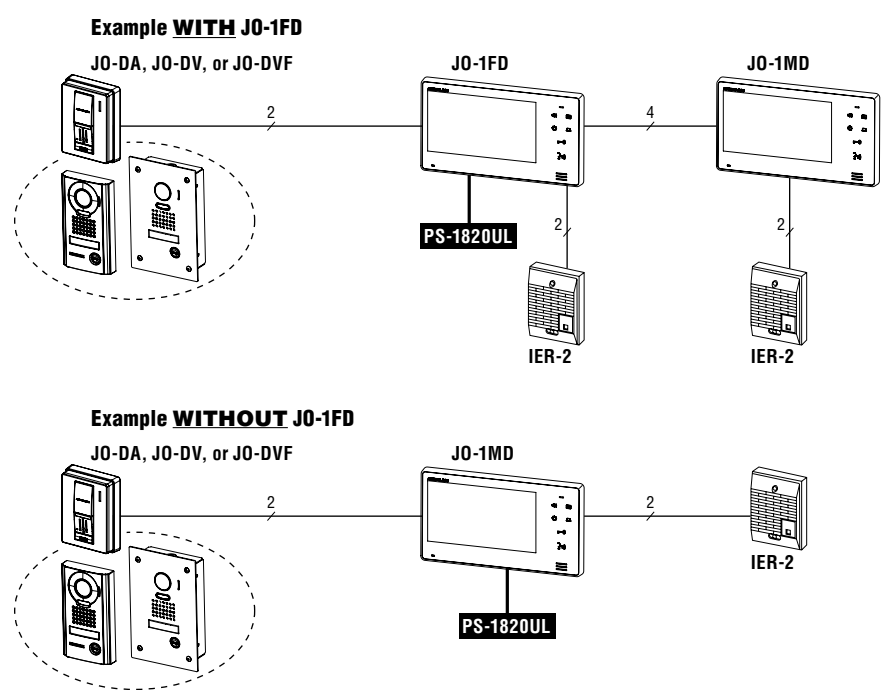
### Master Station Features

- Compact, attractive design complements most interiors
- 7" color LCD screen
- Touch buttons
- Hands-free or push-to-talk communication
- N/O door release contact
- Screen brightness control
- Monitoring at door station location
- 1 output to control a secondary device like a light or gate

### System Features

- Simple daisy chain wiring

### Wiring



## Master Station



### JO-1MD

Video Master Station  
(not sold separately)

- 7" LCD screen
- Touch buttons
- Hands-free or push-to-talk communication

#### IMPORTANT WIRING NOTICE:

When the optional JO-1FD is not part of the system, the door station, power supply, and door strike all wire directly to the JO-1MD (as shown in the wiring example **WITHOUT** JO-1FD).

4 wires  
Aiphone  
#871804  
(max. 330')

2 wires\*  
Aiphone  
#871802  
(max. 330')

\* Two additional wires are required for door release

## Accessories



**AC-10S**  
Stand-Alone Access Control Keypad  
(body style matches JO-DV)  
→ p. 92



**KAW-D**  
30° Angle Box for JO-DA  
→ p. 90



**MKW-P**  
1-Gang Mounting Plate for JO-DV  
→ p. 99



**KMB-45**  
45° Mullion Mounting Bracket for JO-DA  
→ p. 91




**JK-MB**  
Mullion Mounting Bracket for JO-DV  
→ p. 91



**SBX-LSE**  
Security Lock Box for JO-DV or JO-DVF  
(lock not included)  
→ p. 91



**SBX-DV30**  
30° Angle Box for JO-DV  
→ p. 90



**SBX-DVF**  
Surface Mount Box for JO-DVF  
→ p. 89



**SBX-ACE**  
Surface Mount Box for JO-DA and one Access Control Device  
→ p. 89



**RY-18L**  
Form C Door Release Relay  
→ p. 92



**EL-12S**  
Electric Door Strike  
(requires PT-1210N)  
→ p. 91



**IER-2**  
Call Extension Speaker  
→ p. 94



**RY-ES**  
External Signaling Relay  
→ p. 93



**MCW-S/A**  
Desk Stand for JO-1MD or JO-1FD  
→ p. 99

## Box Sets



**JOS-1A:** JO-1MD, JO-DA, and PS-1820UL

**JOS-1V:** JO-1MD, JO-DV, and PS-1820UL

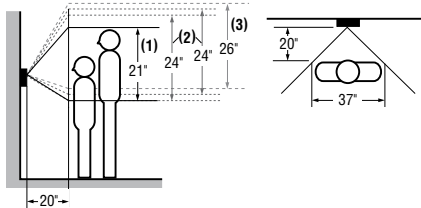
**JOS-1F:** JO-1MD, JO-DVF, and PS-1820UL

## Dimensions

	INCHES			MILLIMETERS		
	Height	Width	Depth	Height	Width	Depth
<b>JO-1MD, JO-1FD</b>	5-1/8"	9-1/16"	13/16"	130	230	21
<b>JO-DA</b>	5-1/16"	3-13/16"	1-3/8"	129	97	35.5
<b>JO-DV</b>	6-13/16"	3-7/8"	1-1/16"	173	98	26.8
<b>JO-DVF</b>	8-1/4"	5-5/16"	*	209	135	*

\*Aiphone recommends a 2-1/2" minimum back box depth for all flush mount stations.

## Camera View Area



- (1) Standard fixed position (all door stations)
- (2) Fixed position with  $\pm 7^\circ$  angle (JO-DA only)
- (3) Fixed position with  $17^\circ$  angle (JO-DA only)

## Specifications

**Power Source** 18V DC – use PS-1820UL

**Communication** Hands-free (VOX) or push-to-talk (simplex)

**Video Display** 7" color LCD screen

**Camera** Type: 1/4" color CMOS

View Area: 2'1" vert. x 3'1" horiz. at 20°

**Door Release** N/O dry contact, 24V AC/DC, 0.5A – use EL-12S

**Wire Type** Door Station to Master Station: 2-cond., mid cap, solid, non-shielded – use Aiphone #871802

Door Station to Expansion Station: 2-cond., mid cap, solid, non-shielded – use Aiphone #871802

Expansion Station to Master Station: 4-cond., mid cap, solid, non-shielded – use Aiphone #871804

Expansion Station to Master Station (with door release): 6-cond., mid cap, solid, non-shielded – use Aiphone #871804 + #871802

**Distance** Door Station to Master Station: 165'(22AWG) 330'(18AWG)

Door Station to Expansion Station: 165'(22AWG) 330'(18AWG)

Expansion Station to Master Station: 165'(22AWG) 330'(18AWG)

Power Supply to Master Station: 16'(22AWG) 33'(18AWG)

## Door Stations: Select 1



**JK-DA**  
Video Door Station

- PTZ camera
- Plastic cover
- Surface mount


→ p. 82



**JK-DV**  
Video Door Station

- PTZ camera
- Zinc die cast
- Surface mount


→ p. 82



**JK-DVF**  
Video Door Station

- PTZ camera
- Stainless steel
- Flush mount
- Mounting box included


→ p. 82



**JK-DVF-HID**  
Card Access Video Door Station

- HID® ProxPoint® Plus Proximity Card Reader
- PTZ camera
- Stainless steel
- Flush mount
- Mounting box included

→ p. 82



**JK-DVF-AC**  
Keycode Access Video Door Station

*(requires separate 12-24V AC/DC power supply)*

- Access keypad
- PTZ camera
- Stainless steel
- Flush mount
- Mounting box included

→ p. 82

## Master Stations: Select 1



**JK-1MED**  
Video Master Station

- Picture Memory

2 wires  
Aiphone #871802  
(max. 330' between door station and farthest master/sub master)

2 wires  
**EL-12S**  
Electric Door Strike  
*(requires PT-1210N)*

2 wires  
**PT-1210N**  
12V AC Transformer  
*(required for EL-12S)*

2 wires  
Aiphone #871802  
(max. 33')

**PS-1820UL**  
18V DC, 2A Power Supply  
→ p. 97

4 wires  
Aiphone #871804  
(max. 330' between door station and farthest master/sub master)

## Door Station Features

- Digital PanTilt and Zoom camera eliminates blind spots with 170° wide angle lens
- Card and keypad access door stations available

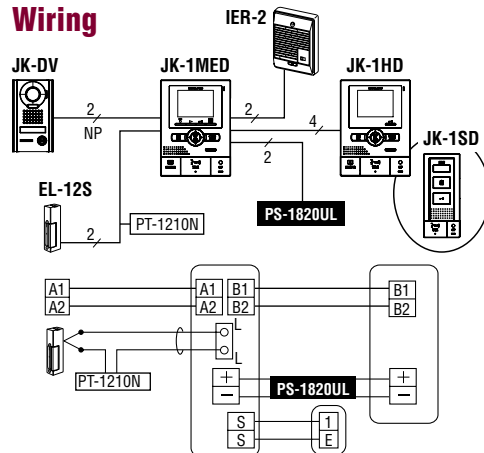
## Master Station Features

- Compact, attractive design complements most interiors
- Hands-free or push-to-talk communication
- Camera position and zoom can be set for call-in
- Includes single N/O door release contact
- Color LCD screen
- Camera can be adjusted to compensate for bright illumination
- Picture memory records up to 40 calls in both wide angle or preset zoom view (JK-1MED only)
- Entry can be monitored via the master station
- 1 output to control a secondary device like a light, gate, or additional door
- Video out to DVR via supplied connector

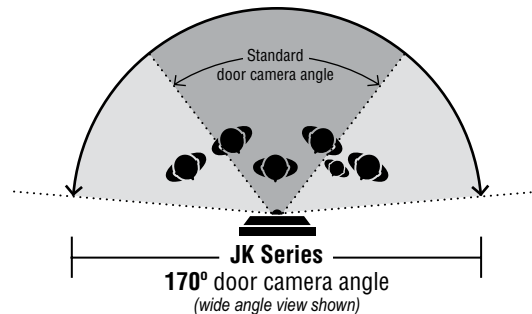
## System Features

- Quick and easy to install – only 2 wires!
- Can go online using the JKW-IP Video Intercom Adaptor in place of the JK-1HD (see p. 18)

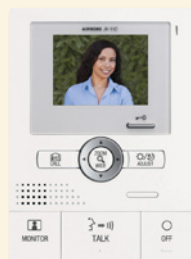
## Wiring



## Camera View Area



## Sub Master Stations: Select 1 (optional)



**JK-1HD**  
Video Sub  
Master Station



**JK-1SD**  
Audio Sub  
Master Station


## Accessories



**AC-10S**  
Stand-Alone Access  
Control Keypad  
(body style matches JK-DV)  
→ p. 92



**KAW-D**  
30° Angle Box  
for JK-DA  
→ p. 90




**MKW-P**  
1-Gang Mounting  
Plate for JK-DV  
→ p. 99



**KMB-45**  
45° Mullion Mounting  
Bracket for JK-DA  
→ p. 91



**JK-MB**  
Mullion  
Mounting  
Bracket for  
JK-DV  
→ p. 91




**SBX-LSE**  
Security Lock  
Box for JK-DV  
or JK-DVF  
(lock not included)  
→ p. 91



**SBX-LSP**  
Security  
Lock Box for  
JK-DVF-HID  
(lock not included)  
→ p. 91



**SBX-DV30**  
30° Angle Box  
for JK-DV  
→ p. 90



**SBX-DVF**  
Surface Mount  
Box for JK-DVF  
→ p. 89



**SBX-DVF-P**  
Surface  
Mount Box for  
JK-DVF-HID  
→ p. 89



**SBX-ACE**  
Surface Mount Box  
for JK-DA and one  
Access Control Device  
→ p. 89



**JKW-IP**  
Network  
Adaptor  
→ p. 19



**JKW-BA**  
Long Distance  
Adaptor for Video  
Door Stations  
→ p. 93



**EL-12S**  
Electric Door Strike  
(requires PT-1210N)  
→ p. 91



**RY-18L**  
Form C Door  
Release Relay  
→ p. 92



**IER-2**  
Call Extension  
Speaker  
→ p. 94



**RY-ES**  
External  
Signaling Relay  
→ p. 93



**MCW-S/A**  
Desk Stand for  
JK-1MED or JK-1HD  
→ p. 99

## Box Sets



**JKS-1AED:** JK-1MED, JK-DA, and PS-1820UL

**JKS-1AEDV:** JK-1MED, JK-DV, and PS-1820UL

**JKS-1AEDF:** JK-1MED, JK-DVF, and PS-1820UL

## Dimensions

	INCHES			MILLIMETERS		
	Height	Width	Depth	Height	Width	Depth
<b>JK-1MED, JK-1HD</b>	7-5/16"	5-5/16"	1-1/16"	185	135	27
<b>JK-1SD</b>	7-5/16"	3-1/8"	1-1/16"	185	80	27
<b>JK-DA</b>	5-1/16"	3-13/16"	1-3/8"	129	97	35.5
<b>JK-DV</b>	6-13/16"	3-7/8"	1"	173	98	25
<b>JK-DVF</b>	8-1/4"	5-5/16"	*	209	135	*
<b>JK-DVF-HID, JK-DVF-AC</b>	11-5/8"	5-11/16"	*	295	144	*

\*Aiphone recommends a 2-1/2" minimum back box depth for all flush mount stations.

## Specifications

**Power Source** 18V DC – use PS-1820UL

**Communication** Hands-free (VOX) or push-to-talk (simplex)

**Video Display** 3-1/2" color LCD

**Picture Memory** Record max. 40 calls (6 images per call) with up to 10 calls protected from overwriting

**Camera** Type: 1/4" color CMOS  
View Area: 100° vert. x 170° horiz.

**Door Release** N/O dry contact, 24V AC/DC, 500mA – use EL-12S (use RY-18L for larger contact rating)

**Wire Type** Door Station to Master Station: 2-cond., mid cap, solid, non-shielded – use Aiphone #871802  
Power Supply to Master Station: 2-cond., mid cap, solid, non-shielded – use Aiphone #871802  
Master Station to Sub Master Station: 4-cond., mid cap, solid, non-shielded – use Aiphone #871804

**Distance** Door Station to farthest Master Station:  
165'(22AWG) 330'(18AWG)  
Door Station to farthest Sub Master Station:  
165'(22AWG) 330'(18AWG)  
Power Supply to Master Station: 33'(18AWG)

## Door Stations & CCTV Input Module: Mix and match up to 2



**JF-DA**  
Video Door Station

- Fixed camera
- Plastic cover
- Surface mount

→ p. 83



**JF-DV**  
Video Door Station

- Fixed camera
- Zinc die cast
- Surface mount

→ p. 83



**JF-DVF**  
Video Door Station

- Fixed camera
- Stainless steel
- Flush mount

→ p. 83



**JF-DVF-HID**  
Card Access Video Door Station

- HID® ProxPoint® Plus Proximity Card Reader
- Fixed camera
- Stainless steel
- Flush mount

→ p. 83



**JF-DVF-HID-I**  
Card Access Video Door Station

- HID® iCLASS® Smart Card Reader
- Fixed camera
- Stainless steel
- Flush mount

→ p. 83



**JF-D\***  
Audio Door Station

- Plastic cover
- Surface mount

→ p. 83




**JBW-M**  
CCTV Input Module

→ p. 94

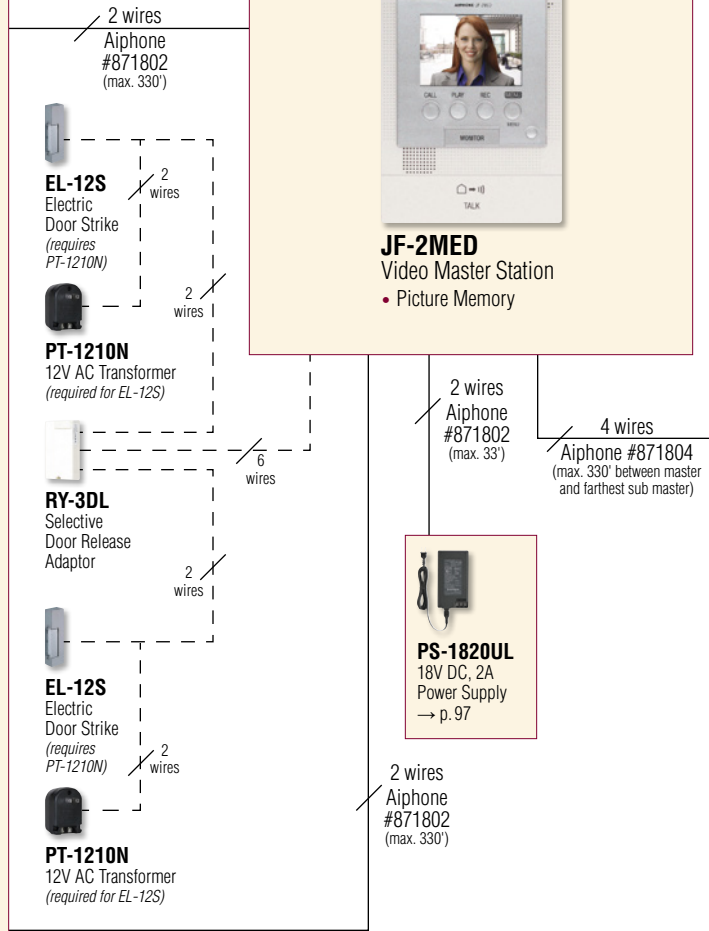
\* Max. 1 audio door station per system

## Master Station



**JF-2MED**  
Video Master Station

- Picture Memory



## Door Station Features

- Fixed camera provides clear visitor identification (video door stations)
- Card access door stations available

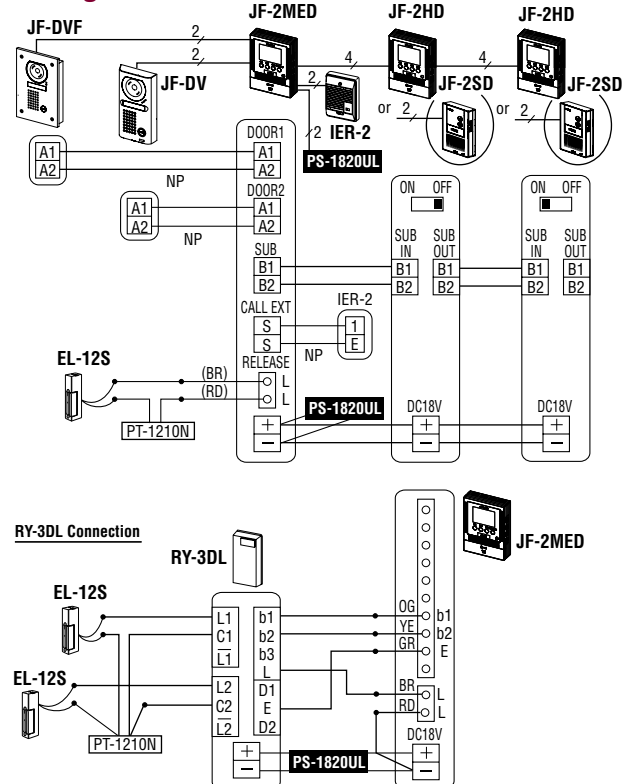
## Master Station Features

- Compact, attractive design complements most interiors
- Hands-free or push-to-talk communication
- Leave up to 3 voice memos to replay at the master station (approx. 15 seconds per memo)
- Pre-record up to 2 entrance messages to manually control from the master station (approx. 10 seconds per message)
- Single or selective door release with RY-3DL
- Camera station can be monitored from inside
- Picture memory records up to 50 calls (JF-2MED only)
- All Call to inside master and sub stations
- Video out to DVR via supplied connector

## System Features

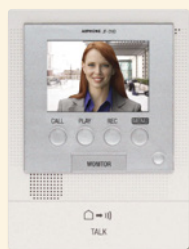
- Quick and easy to install – only 2 wires!
- Expandable to three inside and two door stations
- All monitors turn on when camera station calls in

## Wiring





**Sub Master Stations: Select 1 (optional)**



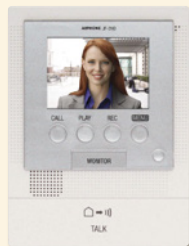
**JF-2HD**  
Video Sub  
Master Station



**JF-2SD**  
Audio Sub  
Master Station

4 wires  
Aiphone  
#871804  
(max. 330' between  
master and farthest  
sub master)

**Sub Master Stations: Select 1 (optional)**



**JF-2HD**  
Video Sub  
Master Station



**JF-2SD**  
Audio Sub  
Master Station


**Accessories**



**AC-10S**  
Stand-Alone  
Access Control  
Keypad  
(body style  
matches JF-DV)  
→ p. 92



**KAW-D**  
30° Angle  
Box for  
JF-DA  
→ p. 90



**MKW-P**  
1-Gang  
Mounting  
Plate for  
JF-DV  
→ p. 99



**KMB-45**  
45° Mullion  
Mounting  
Bracket for  
JF-DA  
→ p. 91



**JK-MB**  
Mullion  
Mounting  
Bracket for  
JF-DV  
→ p. 91




**SBX-LSE**  
Security Lock  
Box for JF-DV  
or JF-DVF  
(lock not included)  
→ p. 91



**SBX-LSP**  
Security  
Lock Box for  
JF-DVF-HID or  
JF-DVF-HID-I  
(lock not included)  
→ p. 91



**SBX-DV30**  
30° Angle Box  
for JF-DV  
→ p. 90



**SBX-DVF**  
Surface Mount  
Box for JF-DVF  
→ p. 89



**SBX-DVF-P**  
Surface  
Mount Box for  
JF-DVF-HID or  
JF-DVF-HID-I  
→ p. 89



**SBX-ACE**  
Surface Mount Box for  
JF-D or JF-DA and one  
Access Control Device  
→ p. 89



**MKW-DK/A**  
Motion Detector  
Adaptor for  
Video Door  
Stations  
→ p. 98



**JBW-BA**  
Long Distance  
Adaptor for  
Video Door  
Stations  
→ p. 93



**IER-2**  
Call Extension  
Speaker  
→ p. 94




**EL-12S**  
Electric Door Strike  
(requires PT-1210N)  
→ p. 91



**RY-3DL**  
Selective Door  
Release Adaptor  
(for 2 doors)  
→ p. 92



**RY-18L**  
Form C Door  
Release Relay  
→ p. 92



**RY-ES**  
External  
Signaling Relay  
→ p. 93



**MCW-S/A**  
Desk Stand for  
JF-2MED or JF-2HD  
→ p. 99

**Box Sets**



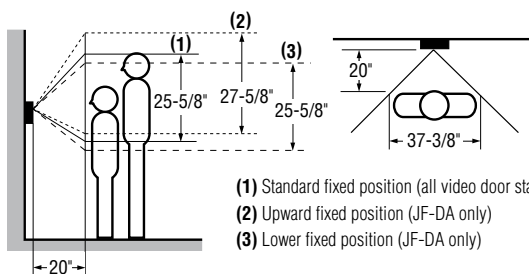
**JFS-2AED:** JF-2MED, JF-DA, and PS-1820UL  
**JFS-2AEDV:** JF-2MED, JF-DV, and PS-1820UL  
**JFS-2AEDF:** JF-2MED, JF-DVF, and PS-1820UL

**Dimensions**

	INCHES			MILLIMETERS		
	Height	Width	Depth	Height	Width	Depth
<b>JBW-M</b>	1-5/8"	7"	4"	41	178	102
<b>JF-2MED, JF-2HD</b>	7-1/16"	5-5/16"	1-1/4"	179	135	32
<b>JF-2SD</b>	6-5/16"	3-9/16"	1"	160	90	25
<b>JF-D</b>	5-1/8"	3-7/8"	1-1/8"	130	98	28.5
<b>JF-DA</b>	5-3/16"	3-7/8"	1-9/16"	131	99	40
<b>JF-DV</b>	6-13/16"	3-7/8"	1-1/16"	173	98	27
<b>JF-DVF</b>	8-1/4"	5-5/16"	*	209	135	*
<b>JF-DVF-HID, JF-DVF-HID-I</b>	11-5/8"	5-11/16"	*	295	144	*

\*Aiphone recommends a 2-1/2" minimum back box depth for all flush mount stations.

**Camera View Area**



**Specifications**

**Power Source** 18V DC – use PS-1820UL

**Communication** Hands-free (VOX) or push-to-talk (simplex)

**Video Display** 3-1/2" color LCD

**Picture Memory** Record max. 50 calls (8 images per call) with up to 10 calls protected from overwriting

**Camera** Type: 1/4" color CCD  
View Area: 2'1" vert. x 3'1" horiz. at 20"

**Door Release** N/O dry contact, 24V AC/DC, 500mA – use EL-12S (use RY-18L for larger contact rating or RY-3DL for 2 doors)

**Wire Type** Door Station to Master Station: 2-cond., mid cap, solid, non-shielded – use Aiphone #871802  
Power Supply to Master Station: 2-cond., mid cap, solid, non-shielded – use Aiphone #871802  
Master Station to Sub Master Station: 4-cond., mid cap, solid, non-shielded – use Aiphone #871804  
Sub Master Station to Sub Master Station: 4-cond., mid cap, solid, non-shielded – use Aiphone #871804

**Distance** Door Station to Master Station: 165'(22AWG) 330'(18AWG)  
Master Station to farthest Sub Master Station: 165'(22AWG) 330'(18AWG)  
Power Supply to Master Station: 16'(22AWG) 33'(18AWG)

# AX Series Hands-Free Video Intercom with Integration

## Door/Sub Stations: Mix and match up to 120



**AX-DV**  
Video Door Station  
• Fixed camera  
• Aluminum die cast  
• Surface mount  
→ p. 84



**AX-DVF**  
Video Door Station  
• Fixed camera  
• Stainless steel  
• Flush mount  
• Mounting box included  
→ p. 84



**AX-DV-P\***  
Card Access Video Door Station  
• HID® ProxPoint® Plus Proximity Card Reader  
• Fixed camera  
• Aluminum die cast  
• Surface mount  
→ p. 84



**AX-DVF-P\***  
Card Access Video Door Station  
• HID® ProxPoint® Plus Proximity Card Reader  
• Fixed camera  
• Stainless steel  
• Flush mount  
• Mounting box included  
→ p. 84



**AX-DM**  
Audio Door Station  
• Plastic cover  
• Mullion surface mount  
→ p. 84



**IF-DA**  
Audio Door Station  
• Plastic cover  
• Surface mount  
→ p. 86



**IE-JA**  
Audio Door Station  
• Stainless steel  
• Flush mount  
• Fits 2-gang box  
→ p. 86



**IE-SS/A**  
Audio Door Station  
• Stainless steel  
• Flush mount  
• Fits 2-gang box  
→ p. 86



**IE-SSR**  
Audio Door Station  
• Red mushroom call button  
• Stainless steel  
• Flush mount  
• Fits 2-gang box  
→ p. 86



**IE-SSV\***  
Audio Door Station  
• Built-in CCTV camera (requires AXW-AZ)  
• Stainless steel  
• Flush mount  
• Fits 2-gang box  
→ p. 86

\* Additional wiring and/or equipment required

### Interior Use Only



**AX-A**  
Audio Sub Station  
• Surface mount  
→ p. 85



**AX-AN**  
Privacy Audio Sub Station  
• Privacy button  
• Surface mount  
→ p. 85



**AX-B**  
Audio Sub Station  
• Semi-flush mount  
→ p. 85



**AX-BN**  
Privacy Audio Sub Station  
• Privacy button  
• Semi-flush mount  
→ p. 85

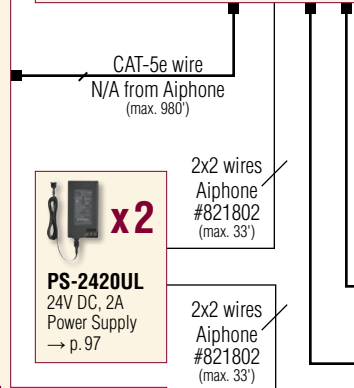
## Central Exchange Units: Select 1



**AX-084C**  
Central Exchange Unit  
• Supports up to 4 master and 8 door/sub stations



**AX-248C**  
Central Exchange Unit  
• Supports up to 8 master and 24 door/subs stations



## Door Station Features

- Fixed camera provides clear visitor identification (video door stations)
- Card access door stations available

## Master Station Features

- Masters available with 3.5" color LCD screen
- Hands-free or push-to-talk communication
- Two talk channels
- Composite video output from CEU/video masters
- All Call or Group Call to master stations only
- Scan monitoring

## System Features

- CAT-5e wiring homerun from each station
- Selective calling between masters, and from masters to door/sub stations
- Normal or priority call levels
- Data output on CEU provides custom integration capability with CCTV and access control systems\*
- PC programmable with a large variety of settings
- Transfer calls to an outside phone line (requires Viking Model K-1900-5 programmable dialer)
- Optional features: headset, footswitch, call transfer to telephone, and PC remote control\*

\*Interface requires custom software (not supplied by Aiphone)

## Dimensions

	INCHES				MILLIMETERS			
	Height	Width	Depth	Recessed	Height	Width	Depth	Recessed
<b>AX-084C, AX-248C, AX-320C</b>	3-7/16"	18-7/8"	13-3/16"	-	88	480	335	-
<b>AX-16SW</b>	6-7/8"	3-3/8"	1-7/8"	-	175	86	48	-
<b>AX-8MV, AX-8M, AX-8MV-W</b>	6-7/8"	7-5/8"	2-9/16"	-	175	194	65	-
<b>AX-A, AX-AN</b>	7-1/16"	5-5/8"	2-1/8"	-	180	143	53.5	-
<b>AX-B, AX-BN</b>	8-3/16"	6"	2"	9/16"	208	153	50.5	15
<b>AX-DM</b>	6-5/16"	1-11/16"	7/8"	-	160	43	22.5	-
<b>AX-DV</b>	7-11/16"	3-15/16"	1"	-	195	100	25	-
<b>AX-DVF</b>	9-11/16"	5-3/4"	*	-	246	146	*	-
<b>AX-DVF-P</b>	11-5/8"	5-3/4"	*	-	295	146	*	-
<b>AX-DV-P</b>	9-5/8"	3-15/16"	1"	-	245	100	25	-
<b>IE-JA</b>	4-1/2"	4-9/16"	*	-	115	116	*	-
<b>IE-SS/A, IE-SSR, IE-SSV</b>	4-3/4"	4-3/4"	*	-	121	121	*	-
<b>IF-DA</b>	5-1/8"	3-7/8"	1-1/8"	-	130	98	28.5	-

\*Aiphone recommends a 2-1/2" minimum back box depth for all flush mount stations.


## Master Stations: Mix and match up to 8



**AX-8MV**  
Video Master Station  
• Wall or desk mount



**AX-8M**  
Audio Master Station  
• Wall or desk mount



**AX-16SW\***  
16-Call Add-On Selector  
for AX-8MV or AX-8M  
(max. 7 per master)

\* Does not count towards master station max.



**AX-8MV-W**  
Video Master Station  
(recommended for an 8 x 8 system only)  
• White finish  
• Wall or desk mount

## Add-On Central Exchange Unit: Select up to 3 (optional)



**AX-320C**  
Add-On Central Exchange Unit  
• Supports up to 32 door/sub stations


## Accessories



**HID-SS**  
Card Access Station with  
HID® ProxPoint® Plus  
Proximity Card Reader  
→ p. 92



**SBX-2G**  
Surface Mount Box  
for IE-JA, IE-SS/A,  
IE-SSR, or IE-SSV  
→ p. 90



**SBX-2BH**  
Horizontal Surface Mount  
Box for HID-SS and one  
IE-SS/A, IE-SSR, or IE-SSV  
→ p. 90



**SBX-AXDVF**  
Surface Mount  
Box for AX-DVF  
→ p. 89



**SBX-AXDV30**  
30° Angle Box  
for AX-DV  
→ p. 90



**SBX-DVF-P**  
Surface Mount  
Box for AX-DVF-P  
→ p. 89



**LB-XDVF**  
Security Lock  
Box for AX-DV  
or AX-DVF  
(lock not included)  
→ p. 91



**SBX-LSP**  
Security  
Lock Box for  
AX-DVF-P  
(lock not included)  
→ p. 91



**BBX-1E**  
Back Box for  
flush mounting  
AX-B or AX-BN  
→ p. 98



**AXW-AZ**  
CCTV Input Module  
→ p. 94



**AXW-AVT**  
Audio/Video Transmitter  
→ p. 93



**AXW-AVR**  
Audio/Video Receiver  
→ p. 93



**EL-12S**  
Electric Door Strike  
(requires PT-1210N)  
→ p. 91



**AXW-PA1**  
Paging Adaptor  
→ p. 95



**RY-ES**  
External  
Signaling Relay  
→ p. 93

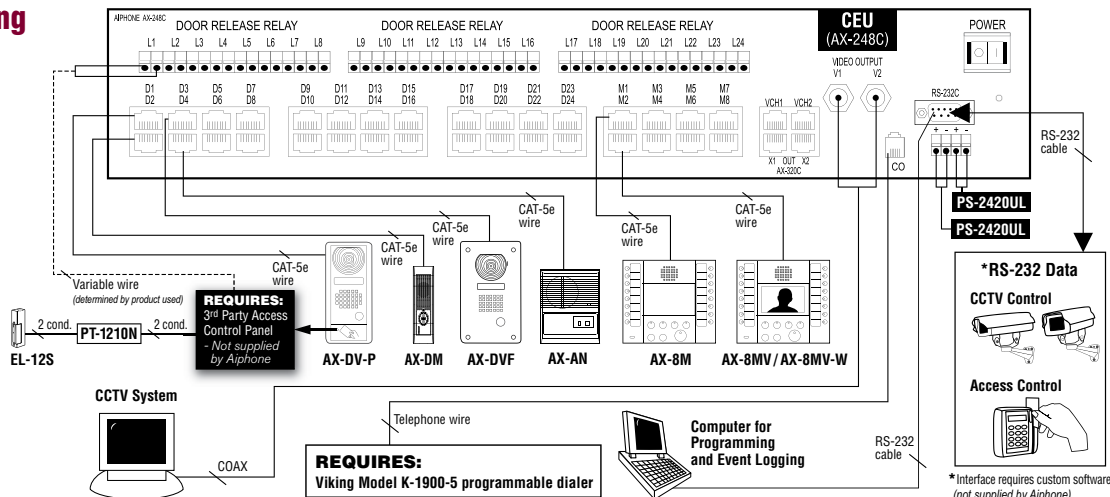


**RY-24L**  
Form C Door  
Release Relay  
(1 per door)  
→ p. 92



**IER-2**  
Call Extension  
Speaker  
→ p. 94

## Wiring



## Specifications

**Power Source** 24V DC – use two PS-2420UL

**Communication** Hands-free (VOX) or push-to-talk (simplex)

**Video Display** 3-1/2" color LCD

**Camera** Type: 1/4" color CCD  
View Area: 2'1" vert. x 3'1" horiz. at 20"

**Door Release** Programmable dry contact, 24V AC/DC, 500mA –  
use EL-12S (use RY-24L for larger contact rating)

**Wire Type** Between Door/Sub Station, Master Station, and Central Exchange Unit: CAT-5e


Power Supply to Central Exchange Unit and Add-On Central Exchange Unit:  
2-cond., overall shield – use Aiphone 821802

**Distance** Door/Sub Station to Central Exchange Unit and Add-On Central Exchange Unit: 980'  
Central Exchange Unit to Master: 980'

Central Exchange Unit to Add-On Central Exchange Unit: 16'

Power Supply to Central Exchange Unit and Add-On Central Exchange Unit: 16'(22AWG) 33'(18AWG)


### Door Stations & CCTV Input Module: Mix and match up to 3



**KB-DAR**  
Video Door Station

- Tilt camera
- Plastic cover
- Surface mount


→ p. 85



**KB-DAR-M**  
Video Door Station

- Motion detector contact input
- Tilt camera
- Plastic cover
- Surface mount


→ p. 85



**AX-DM\***  
Audio Door Station

- Plastic cover
- Mullion surface mount


→ p. 84



**IF-DA\***  
Audio Door Station

- Plastic cover
- Surface mount


→ p. 86



**IE-JA\***  
Audio Door Station

- Stainless steel
- Flush mount
- Fits 2-gang box


→ p. 86



**IE-SS/A\***  
Audio Door Station

- Stainless steel
- Flush mount
- Fits 2-gang box

→ p. 86




**IE-SSR\***  
Audio Door Station

- Red mushroom call button
- Stainless steel
- Flush mount
- Fits 2-gang box

→ p. 86

\* Max. one audio door station per system

### Master Station




**KB-3MRD**  
Video Master Station

- Handset for privacy

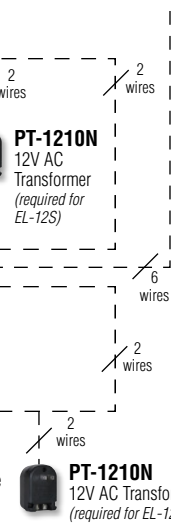
2 wires Aiphone #871802 (max. 650')

2 wires Aiphone #871802 (max. 330' between master and farthest sub master)



**PS-2420UL**  
24V DC, 2A Power Supply

→ p. 97



EL-12S Electric Door Strike (requires PT-1210N) 2 wires

PT-1210N 12V AC Transformer (required for EL-12S) 2 wires

RY-3DL Selective Door Release Adaptor 6 wires

EL-12S Electric Door Strike (requires PT-1210N) 2 wires

PT-1210N 12V AC Transformer (required for EL-12S) 2 wires

## Door Station Features

- Tilt camera provides larger viewing range (video door stations)

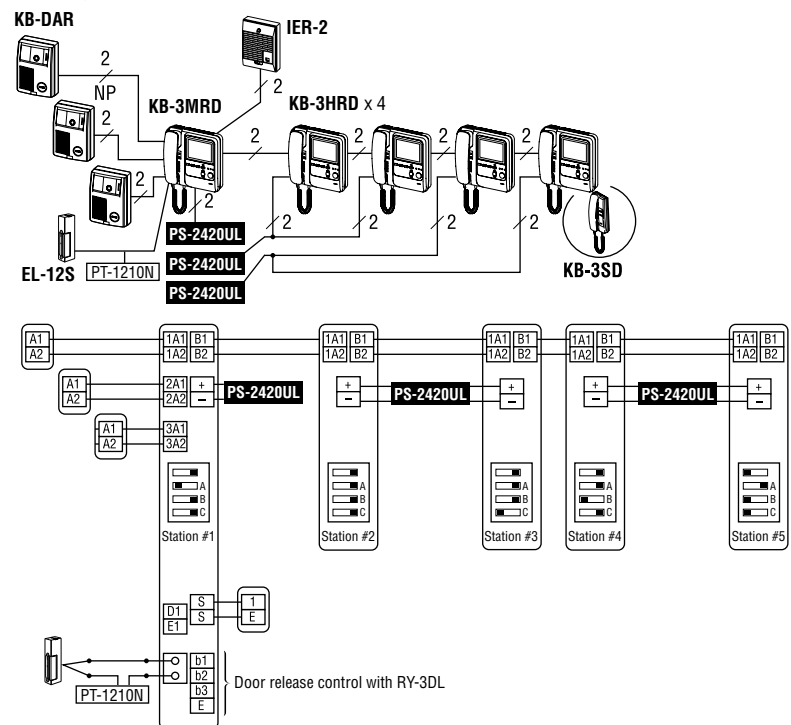
## Master Station Features

- Clear and bright image with color LCD screen and color video door station
- Instant voice call-in with image
- Selective Call or All Call
- Chime or receiver volume control
- Optional selective door release with RY-3DL
- Video out to DVR via supplied connector

## System Features

- 330' total distance looped between monitors

## Wiring



**NOTES:** 1. D1 and E1 for IE Series door stations (audio only) instead of third KB-DAR  
2. Run audio/video wires in a separate jacketed cable from door release wires

### Sub Master Stations: Mix and match up to 2 (optional)

**KB-3HRD**  
Video Sub Master Station  
• Handset for privacy

**KB-3SD**  
Audio Sub Master Station  
(max. 2 KB-3SDs per system)  
• Handset for privacy

**PS-2420UL**  
24V DC, 2A Power Supply  
(1 PS-2420UL per 2 KB-3HRDs)  
→ p. 97

2 wires Aiphone #871802 (max. 330' between master and farthest sub master)

2 wires Aiphone #871802 (max. 33')

### Sub Master Stations: Mix and match up to 2 (optional)

**KB-3HRD**  
Video Sub Master Station  
• Handset for privacy

**KB-3SD**  
Audio Sub Master Station  
(max. 2 KB-3SDs per system)  
• Handset for privacy

**PS-2420UL**  
24V DC, 2A Power Supply  
(1 PS-2420UL per 2 KB-3HRDs)  
→ p. 97

2 wires Aiphone #871802 (max. 33')

### Accessories

**HID-SS**  
Card Access Station with HID® ProxPoint® Plus Proximity Card Reader  
→ p. 92

**SBX-2G**  
Surface Mount Box for IE-JA, IE-SS/A, or IE-SSR  
→ p. 90

**SBX-2BH**  
Horizontal Surface Mount Box for HID-SS and one IE-JA, IE-SS/A, or IE-SSR  
→ p. 90

**SBX-ACE**  
Surface Mount Box for AX-DM, IF-DA, KB-DAR, or KB-DAR-M and one Access Control Device  
→ p. 89

**KAW-D**  
30° Angle Box for KB-DAR or KB-DAR-M  
→ p. 90

**KMB-45**  
Mullion Mounting Bracket for KB-DAR, KB-DAR-M, or IF-DA  
→ p. 91

**KA-DGR**  
Surface Mount Housing Panel for KB-DAR or KB-DAR-M (door station not included)  
→ p. 85

**KA-FSH**  
Flush Mount Housing Panel for KB-DAR or KB-DAR-M (door station not included)  
→ p. 85

**EL-12S**  
Electric Door Strike (requires PT-1210N)  
→ p. 91

**IER-2**  
Call Extension Speaker  
→ p. 94

**RY-24L**  
Form C Door Release Relay (when releasing one door)  
→ p. 92

**RY-3DL**  
Selective Door Release Adaptor (for up to 3 doors)  
→ p. 92

**RY-ES**  
External Signaling Relay  
→ p. 93

**MAW-B**  
Auxiliary Light Control Relay  
→ p. 98

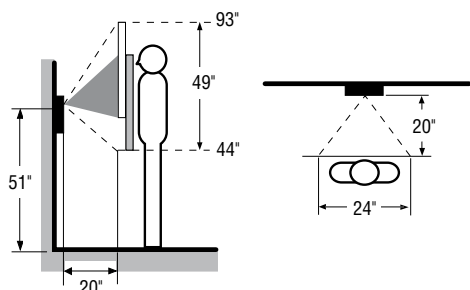
**MCW-S/A**  
Desk Stand for KB-3MRD or KB-3HRD  
→ p. 99

### Dimensions

	INCHES			MILLIMETERS		
	Height	Width	Depth	Height	Width	Depth
<b>AX-DM</b>	6-5/16"	1-11/16"	7/8"	160	43	22.5
<b>IE-JA</b>	4-1/2"	4-9/16"	*	115	116	*
<b>IE-SS/A, IE-SSR</b>	4-3/4"	4-3/4"	*	121	121	*
<b>IF-DA</b>	5-1/8"	3-7/8"	1-1/8"	130	98	28.5
<b>KB-3MRD, KB-3HRD</b>	7-11/16"	7-5/16"	3-5/16"	195	185	84
<b>KB-3SD</b>	8-1/4"	3-15/16"	2-7/8"	210	100	73.5
<b>KB-DAR, KB-DAR-M</b>	5-1/2"	4-1/8"	1-3/4"	140	105	44

\*Aiphone recommends a 2-1/2" minimum back box depth for all flush mount stations.

### Camera View Area



### Specifications

**Power Source** 24V DC – use PS-2420UL

**Communication** Handset (full-duplex)

**Video Display** 4" color LCD

**Camera** Type: 1/4" color CCD

View Area: 4' 1" vert. x 2' horiz. at 20"

**Door Release** N/O dry contact, 12V AC, 400mA – use EL-12S (use RY-24L for larger contact rating or RY-3DL for 2–3 doors)

**Wire Type** 2-cond., mid cap, solid, non-shielded – use Aiphone #871802

**Distance** Master Station to Door Station: 330'(22AWG) 650'(18AWG)  
Master Station to farthest Sub Master Station: 165'(22AWG) 330'(18AWG)

Power Supply to Master Station: 16'(22AWG) 33'(18AWG)

Power Supply to Sub Master Station: 16'(22AWG) 33'(18AWG)

# Multi-Tenant Intercoms

Commercial | Educational | Healthcare | Industrial | Residential





# Scan QR code for more product details!

Easily view digital installation manuals, specification sheets, brochures, and videos available for each system – directly from the corresponding product page on the Aiphone website!



**GT Series**  
Standard Multi-Tenant  
Video Intercom  
→ **p. 40**





**GT Series**  
Expanded Multi-Tenant  
Video Intercom  
→ **p. 42**



**DA-1DS**  
Single-Tenant  
Handset Intercom  
→ **p. 48**



**DA-4DS**  
Multi-Tenant  
Handset Intercom  
→ **p. 49**



**DB Series**  
Single & Multi-Tenant  
Hands-Free Intercom  
→ **p. 50**



**TL-2000**  
Multi-Tenant Telephone  
Entry Intercom  
→ **p. 51**




## Ready-To-Install All-In-One Entrance Station: Select up to 5

### All-In-One Panel with Digital Display

Compatible with Video and Audio Tenant Stations

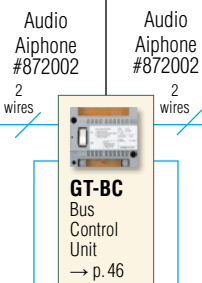
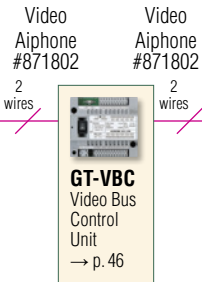
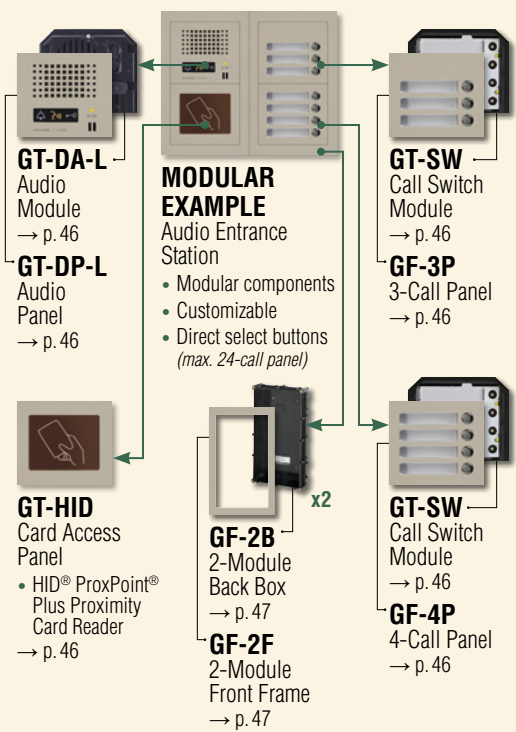


- GT-DM**  
Video Entrance Station
- PTZ camera with 170° angle view
  - Hands-free communication
  - Access control and directory scroll keypad
  - Motion activated LCD screen can display a customized greeting, operation instructions, or standby image
  - Voice annunciation
  - Single panel stainless steel body
- p. 44



## Custom Modular Entrance Station: Select up to 5

### Audio Direct Select – Sample Configuration



## Tenant Stations: Mix and match up to 100

### Hands-Free Tenant Master Stations

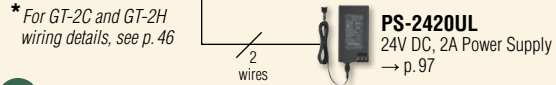
with Internal Communication, Picture Memory, and Suite Security  
1 master + 3 sub masters per tenant (max. 48 tenants)



- GT-2C\***  
Video Tenant Master Station
- Compatible with tenant door stations (see p. 44)
  - Hands-free communication
- p. 45



- GT-2H**  
Video Tenant Sub Master Station
- Hands-free communication
- p. 45



### Hands-Free Tenant Stations

Up to 2 video and 2 audio units per tenant (max. 48 stations)



- GT-1C**  
Video Tenant Station
- Hands-free communication
- p. 45



- GT-1A**  
Audio Tenant Station
- Hands-free communication
- p. 45



- GT-TLI**  
Telephone Line Adaptor
- Provides ability to answer calls and unlock doors using a telephone
  - Interfaces GT Series wiring with a telephone line
- p. 45

### Handset Tenant Stations

Up to 2 video and 2 audio units per tenant (max. 100 stations)



- GT-1M-L**  
Video Tenant Station
- Handset for privacy
- p. 45



- GT-1D**  
Audio Tenant Station
- Handset for privacy
- p. 45

## Guard/Concierge Stations: Select up to 2



- GT-MK**  
Security Guard/Concierge Station (shown with desk stand GFW-S)
- p. 44



- GT-MK**  
Security Guard/Concierge Station
- p. 44

**NOTE:** Maximum cumulative audio wire distance = 8,200 ft. If exceeded, contact Technical Support for system configuration assistance.

## Specifications & Dimensions

See p. 44 ~ 47

## Wiring

See p. 46

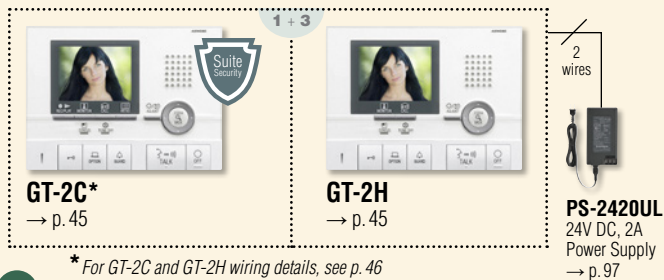




## Tenant Stations: Mix and match up to 100

### Hands-Free Tenant Master Stations

with Internal Communication, Picture Memory, and Suite Security  
1 master + 3 sub masters per tenant (max. 48 tenants)



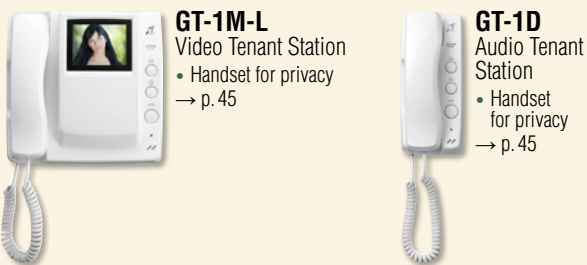
### Hands-Free Tenant Stations

Up to 2 video and 2 audio units per tenant (max. 48 stations)



### Handset Tenant Stations

Up to 2 video and 2 audio units per tenant (max. 100 stations)

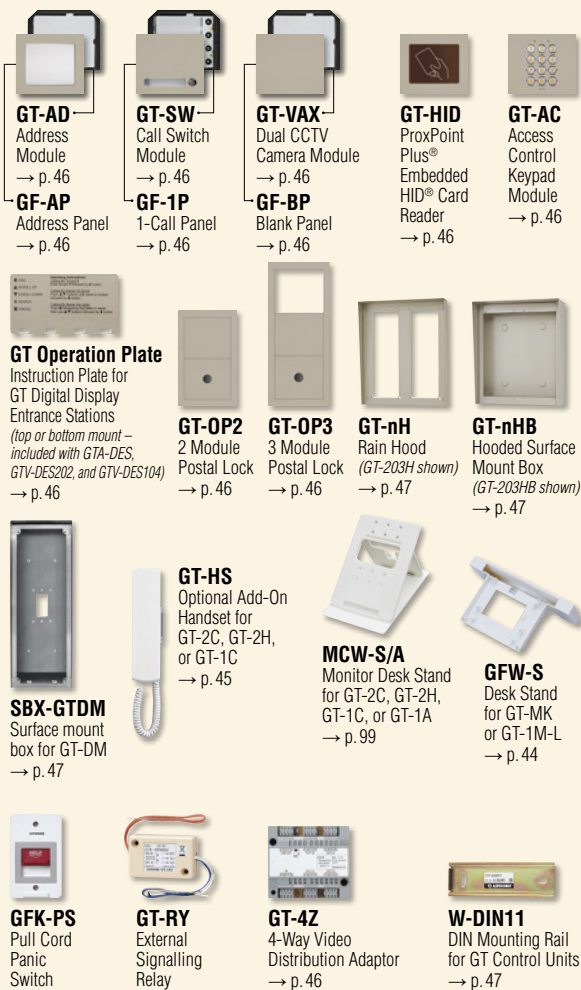


Video  
Aiphone  
#871802  
2\*  
wires

\*Connection  
is from  
previous  
GT-2C or  
GT-4Z

Audio  
Aiphone  
#872002  
2  
wires

## Accessories



Multi-Tenant Intercoms

## Entrance Station Features

- CCTV camera input in GT-DM and GT-VA provides additional surveillance of the entry area
- Optional postal lock module allows easy entry for postal and delivery workers
- Both video and audio entrance panels can be combined in the same system
- LED's at door allow use in low light conditions (video system only)

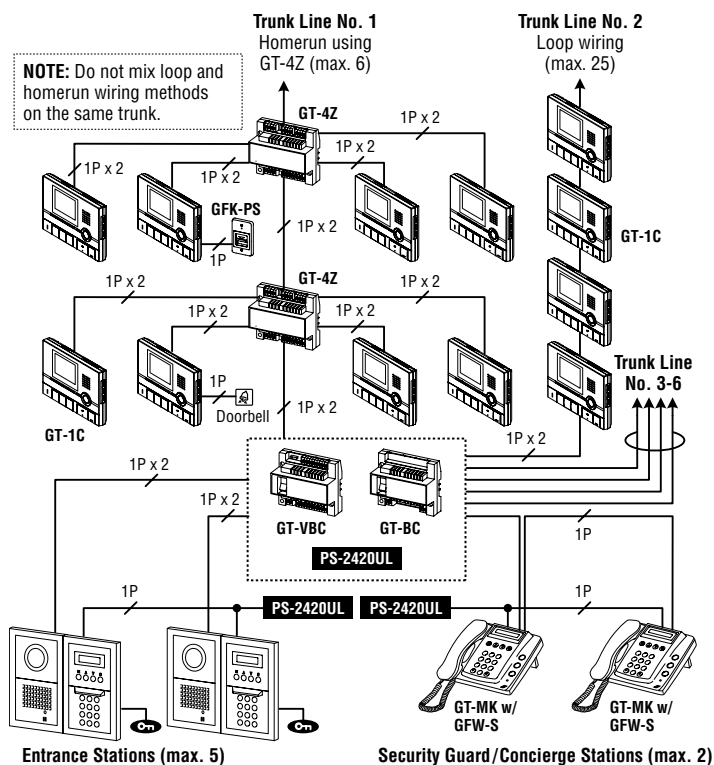
## Tenant Station Features

- Up to 2 video and 2 audio stations per tenant when selecting GT-1C, GT-1M-L, GT-1A, or GT-1D (each counts toward total capacity)
- Access control from tenant station to entrance where call was connected (door release)
- Optional individual doorbell to ring tenant stations
- Personal JK Series tenant door station (optional with GT-2C only)
- Optional panic call switch for emergency calling to guard / concierge
- Tenant can view camera by pushing "key" button (video system only)

## System Features

- Link data allows easy programming of multiple entrance and guard / concierge stations
- Setting via dip switch for digital systems provides faster and easier installation (GT-2C, GT-1C)
- Simple wiring with only 2 common wires for audio and only 2 additional wires for video
- Security guard / concierge station(s) can be included to provide communication between office / lobby and tenants
- Security guard can screen calls from visitors (Reception Mode)

## Wiring GT Standard Configuration Sample



### Ready-To-Install All-In-One Entrance Station: Select up to 8 (Common Line 1)

#### All-In-One Panel with Digital Display


Compatible with Video and Audio Tenant Stations



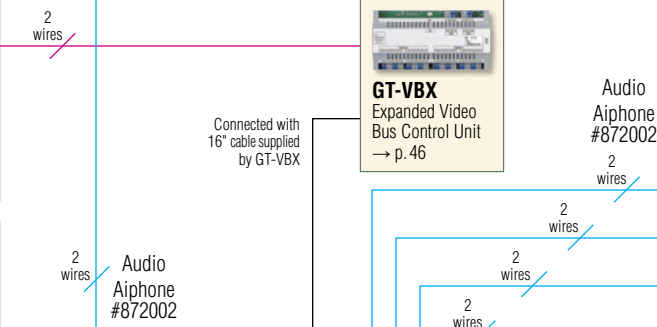
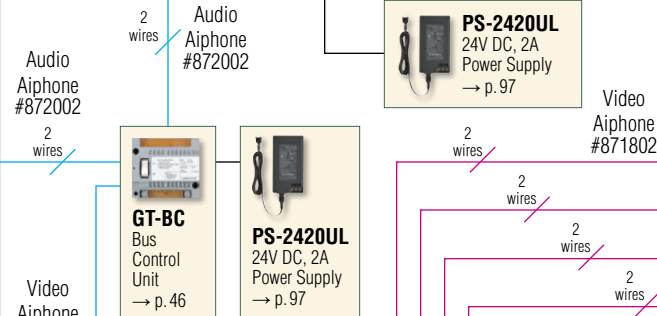

#### GT-DM

#### Video Entrance Station

- PTZ camera with 170° angle view
  - Hands-free communication
  - Access control and directory scroll keypad
  - Motion activated LCD screen can display a customized greeting, operation instructions, or standby image
  - Voice annunciation
  - Single panel stainless steel body
- p. 44



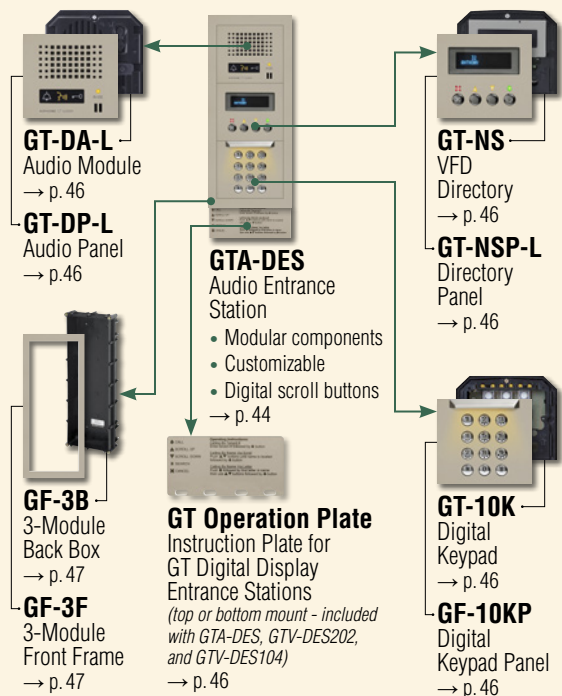
### Guard/Concierge Stations: Select up to 2




### Ready-To-Install Modular Entrance Station: Select up to 8 (Common Line 2)

#### Audio Digital Display – Sample Configuration

Audio or Video Entrance Stations can be used



### Guard/Concierge Stations: Select up to 2



### Specifications & Dimensions

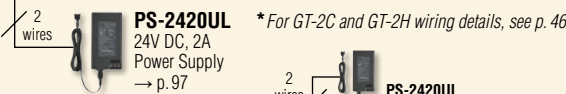
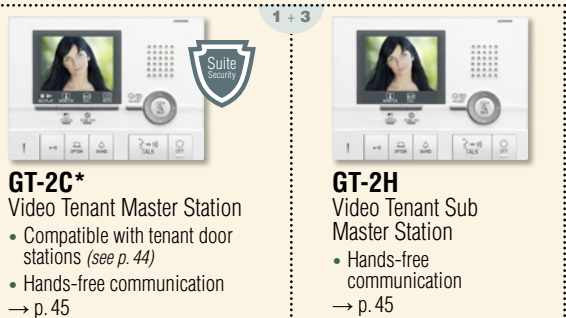


See p. 44 ~ 47

### Wiring

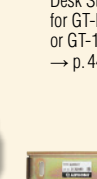
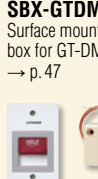
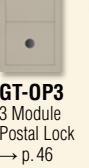
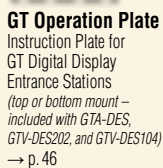

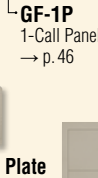


See p. 46

▶ Video Wire – Aiphone #871802  
▶ Audio Wire – Aiphone #872002  
▶ Power Wire – Aiphone #871802

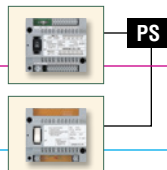
### Tenant Stations: Mix and match up to 125 (Sub Trunk 1a)



### Accessories



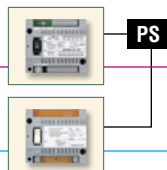
See Sub Trunk 1a above for details



### Tenant Stations: Mix and match up to 125 (Sub Trunk 1b)



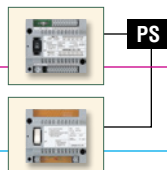
See Sub Trunk 1a above for details



### Tenant Stations: Mix and match up to 125 (Sub Trunk 2a)



See Sub Trunk 1a above for details



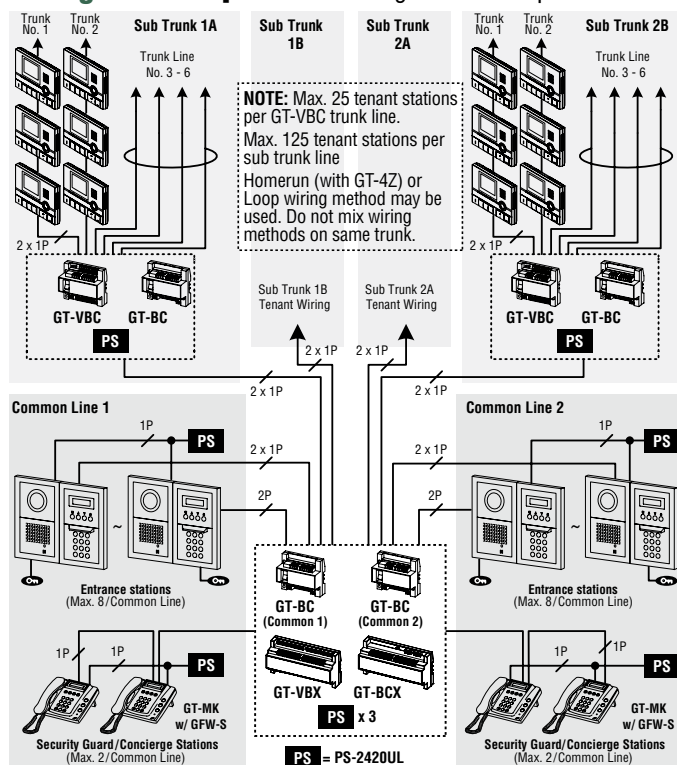
### Tenant Stations: Mix and match up to 125 (Sub Trunk 2b)



### Features – Includes same as Standard System plus:

- Up to 16 entrance panels, 4 guard/concierge stations, and 500 tenant stations
- 2 talkpaths when using Sub Trunk 1 and 2

### Wiring GT Expanded Configuration Sample



# GT Series Components

## Ready-To-Install Entrance Stations

### All-In-One Video

#### GT-DM

##### Video Entrance Station

- PTZ camera with 170° angle view
- Hands-free communication
- Access control and directory scroll keypad
- Motion activated LCD screen can display a customized greeting, operation instructions, or standby image
- Voice annunciation
- Single panel stainless steel body

### Modular Video



**NOTE: To build customized entrance panels, see modular components p. 46 ~ 47**



#### GTV-DES104

##### Video Entrance Station

(includes GT-DA-L + GT-DP-L, GT-VA + GT-VP, GT-NS + GT-NSP-L, GT-10K + GF-10KP, GT-4B + GT-4F, and GT Operation Plate)

- Modular components
- Customizable
- Digital scroll buttons

#### GTV-DES202

##### Video Entrance Station

(includes GT-DA-L + GT-DP-L, GT-VA + GT-VP, GT-NS + GT-NSP-L, GT-10K + GF-10KP, GF-2B + GF-2F x2, and GT Operation Plate)

- Modular components
- Customizable
- Digital scroll buttons

### Modular Audio

#### GTA-DES

##### Audio Entrance Station

(includes GT-DA-L + GT-DP-L, GT-NS + GT-NSP-L, GT-10K + GF-10KP, GF-3B + GF-3F, and GT Operation Plate)

- Modular components
- Customizable
- Digital scroll buttons



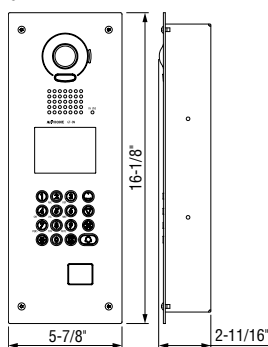
### Features

- Wide angle camera allows user to view up to 170° of the entry area (GT-DM, GTV-DES104, and GTV-DES202)
- Direct digit dialing, alphabetical scrolling, or "jump" scrolling by letter to select tenant name
- Digital panel stores up to 500 tenant names/number locations and 500 unique access codes to activate door release
- Customizable 3.5" color LCD with energy conservation mode activated by built-in motion sensor (GT-DM)
- Voice annunciation in English, French, German, Spanish, Dutch, and Italian
- Alpha-numeric room numbers and/or names can be programmed
- Scrolling welcome message, up to 160 characters, adjustable scroll speed
- VFD (vacuum fluorescent display) displays calling unit name and number (GTV-DES104, GTV-DES202, GTA-DES)
- PC software for loading resident information, access codes, and welcome message (via USB)
- Hands-free communication

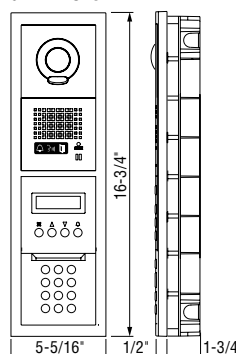
### Specifications

- Power Source** 24V DC – use specified number of PS-2420ULs per system configuration
- Communication** Hands-free (VOX)
- Camera** Type: 1/4" color CMOS (not GTA-DES)  
View Area: 100° vert. x 170° horiz. (not GTA-DES)
- Temp. Rating** 14° ~ 140°F (-10° ~ 60°C)
- Material** GT-DM: stainless steel  
GTV-DES104, GTV-DES202, GTA-DES, All Modular Panels: zinc die cast
- Mounting** GT-DM: flush mount with included back box or surface mount with SBX-GTDM  
GTV-DES104, GTV-DES202, GTA-DES: flush mount with included back box, semi-flush mount with GT-nH, or surface mount with GT-nHB
- Wire Type** 2-cond., solid, non-shielded, PE insulation – use Aiphone #872002 for audio and #871802 for video
- Distance** Variable wiring distances – see table on p. 46

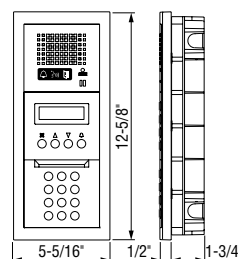
#### GT-DM



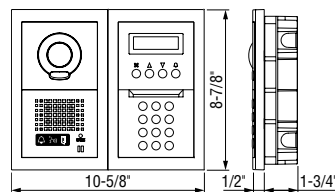
#### GTV-DES104



#### GTA-DES



#### GTV-DES202



## Tenant Door Stations (wires to GT-2C only)




**GT-D**  
Audio Tenant Door Station



**JK-DA\***  
→ p. 82



**JK-DV\***  
→ p. 82



**JK-DVF\***  
→ p. 82

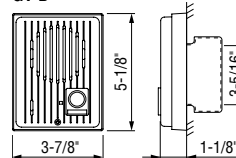
### Features

- Compatible with video tenant master and sub master stations (2C and 2H models)
- Provides additional access control at individual tenant doorways
- Calls tenant's personal master and sub master stations simultaneously
- Hands-free communication

### Specifications (GT-D)

- Power Source** Supplied by GT-2C
- Communication** Hands-free (VOX)
- Temp. Rating** 14° ~ 140°F (-10° ~ 60°C)
- Material** Plastic
- Mounting** Surface mount
- Wire Type** 2-cond., low cap, PE, solid, non-shielded – use Aiphone #871802
- Distance** Variable wiring distances – see table on p. 46

#### GT-D



\* For JK Series door station specifications, see p. 82

## Concierge Station



**GT-MK**  
Security Guard/  
Concierge Station



**GFW-S**  
Desk Stand for  
GT-MK or GT-1M-L

### Features (GT-MK)

- For audio or video systems
- Calls entrance or tenant stations
- Reception Mode intercepts visitor calls for screening by guard/concierge
- Door release

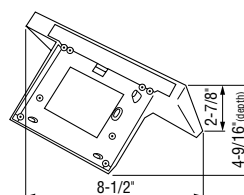
### Features (GFW-S)

- Allows the GT-MK or GT-1M-L to be set up on a desk/counter
- GT-MK or GT-1M-L is propped up for easier viewing
- Pre-drilled mounting holes

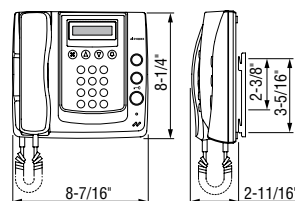
### Specifications (GT-MK)

- Power Source** 24V DC, 100mA – use PS-2420UL
- Communication** Handset
- Material** Fire-retardant ABS plastic
- Mounting** Wall mount or desk mount with GFW-S
- Wire Type** 2-cond., solid, non-shielded, PE insulation – use Aiphone #872002

#### GFW-S



#### GT-MK



# GT Series Components

## Hands-Free Tenant Master & Sub Master Stations



**GT-2C**  
Video Tenant Master Station

- Compatible with tenant door stations
- Hands-free communication



**GT-2H**  
Video Tenant Sub Master Station

- Hands-free communication

### Features

- 3.5" color LCD screen
- Picture Memory for recording visitor images
- Hands-free or push-to-talk communication
- Optional handset for privacy (GT-HS)
- Door release, optional service, and security guard/concierge call buttons
- PTZ and brightness control
- Call tone and communication volume control
- Security inputs for alerting tenant and guard
- Simple station programming via dip switch setting
- Input for individual tenant door station
- Internal communication to a maximum of 3 sub stations (GT-2H)
- Missed call from guard notification
- 6 language menu

### Specifications

**Power Source** GT-2C: 24V DC – use PS-2420UL  
GT-2H: supplied by GT-2C

**Communication** Hands-free (VOX) or push-to-talk (simplex)

**Video Display** 3.5" color LCD screen

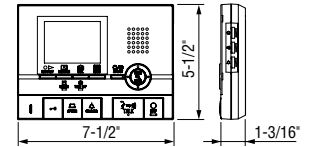
**Picture Memory** Record max. 40 calls (6 images per call) with up to 10 calls protected from overwriting

**Mounting** Wall mount or desk mount with MCW-S/A

**Wire Type** 2-cond., solid, non-shielded, PE insulation – use Aiphone #872002 for audio and #871802 for video

**Distance** Variable wiring distances - see table on p. 46

GT-2C, GT-2H



## Hands-Free Tenant Stations



**GT-1C**  
Video Tenant Station

- Hands-free communication



**GT-1A**  
Audio Tenant Station

- Hands-free communication

### Features

- Hands-free or push-to-talk communication
- Door release, security guard/concierge call, and optional service buttons
- Call tone and communication volume control

### Specifications

**Power Source** 24V DC – supplied by GT-BC or GT-VBC

**Communication** Hands-free (VOX) or push-to-talk (simplex)

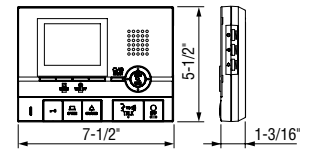
**Video Display** 3.5" color LCD screen (not GT-1A)

**Mounting** Wall mount or desk mount with MCW-S/A

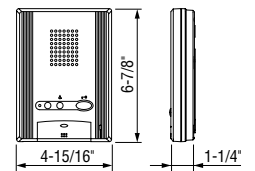
**Wire Type** 2-cond., solid, non-shielded, PE insulation – use Aiphone #872002 for audio and #871802 for video (GT-1A does not need video wire)

**Distance** Variable wiring distances – see table on p. 46

GT-1C



GT-1A



## Optional Add-On Handset

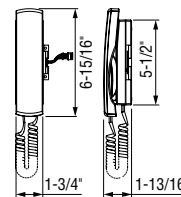
**GT-HS**  
Optional Add-On Handset for GT-2C, GT-2H, or GT-1C



### Features

- Handset for privacy
- Easy to attach and remove
- May be used with the GT-2C, GT-2H, or GT-1C

GT-HS



## Handset Tenant Stations



**GT-1M-L**  
Video Handset Tenant Station

- Handset for privacy



**GT-1D**  
Audio Handset Tenant Station

- Handset for privacy

### Features

- 3.5" color LCD screen with brightness control (GT-1M-L)
- Handset communication for privacy
- Door release and security guard/concierge call buttons
- Call tone volume control

### Specifications

**Power Source** 24V DC – supplied by GT-BC or GT-VBC

**Communication** Handset

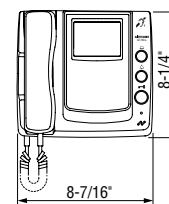
**Monitor** 3.5" color LCD screen (GT-1M-L)

**Mounting** Wall mount

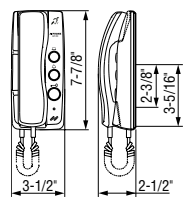
**Wire Type** 2-cond., solid, non-shielded, PE insulation – use Aiphone #872002 for audio and #871802 for video (GT-1D does not need video wire)

**Distance** Variable wiring distances - see table on p. 46

GT-1M-L



GT-1D



## Telephone Line Adaptor



**GT-TLI**  
Telephone Line Adaptor

### Features

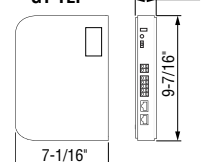
- Provides ability to answer calls and unlock doors using a telephone
- Adaptor interfaces GT Series wiring with a telephone line

### Specifications

**Power Source** 12–24V AC/DC, 0.5A – use PS-2420UL for systems with GT-2C, otherwise use PT-1211C

**Standards** EN60950, EN55022 Edition 98 Class B, EN55024 Edition 98 Class B, CTR21

GT-TLI



# GT Series Components

## Modular Components for Custom Entrance Stations

**GT-VA** 170° Digital PTZ Camera Module  
**GT-VP** Camera Panel

**GT-DA-L** Audio Module  
**GT-DP-L** Audio Panel

**GT-NS** VFD Directory  
**GT-NSP-L** Directory Panel

**GT-10K** Digital Keypad  
**GF-10KP** Digital Keypad Panel

**GT-VAX** Dual CCTV Camera Module  
**GF-BP** Blank Panel

**GT-SW** Call Switch Module  
**GF-1P** 1-Call Panel

**GT-SW** Call Switch Module  
**GF-2P** 2-Call Panel

**GT-SW** Call Switch Module  
**GF-3P** 3-Call Panel

**GT-SW** Call Switch Module  
**GF-4P** 4-Call Panel

**GT-HID** ProxPoint Plus® Embedded HID® Card Reader

**GT-AC** Access Control Keypad Module  
**GT-AD** Address Module  
**GF-AP** Address Panel

**GF-BP** Blank Panel

**GT Operation Plate**  
 Instruction Plate for GT Digital Display Entrance Stations  
*(top or bottom mount – included with GTA-DES, GTV-DES202, and GTV-DES104)*

### Specifications

**Power Source** GT-DA-L, GT-VA, GT-VAX, GT-10K, GT-SW, GT-AD, GT-NS: supplied by system  
 GT-AC: PS-2420UL

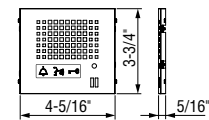
**Temp. Rating** GT-VA, GT-DA-L, GT-NS, GT-10K, GT-HID, GT-AC, GT-SW, GT-AD-L: 14° - 140°F (-10° - 60°C)  
 GT-VAX: 32° - 104°F (0° - 40°C)

**Material** Fire-retardant ABS plastic

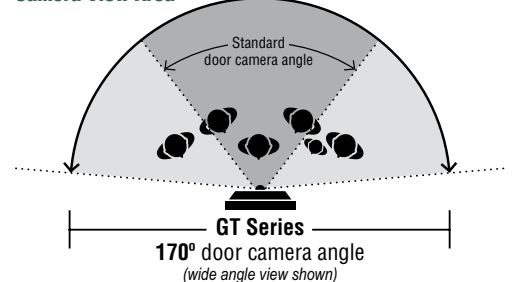
**Wire Type** 2-cond., solid, non-shielded, PE insulation – use Aiphone #872002 for audio and #871802 for video

**Distance** Variable wiring distances – see table below

### All GT & GF Panels



### Camera View Area



## Postal Lock Modules

**GT-OP2**  
 2-Module Postal Lock

**GT-OP3**  
 3-Module Postal Lock  
*(1 open module position)*

### Specifications

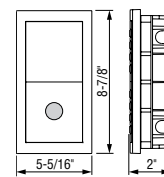
**Power Source** 24V DC – use PS-2420UL

**Output Rating** N/O: 5A at 30V DC, 10A at 125V DC, or 3A at 250V DC  
 N/C: 3A at 30V DC or 125V AC

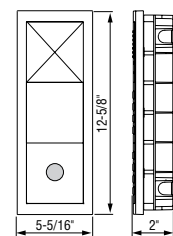
**Mounting** GT-OP2: surface mount\* or flush mount with GF-2B  
 GT-OP3: surface mount\* or flush mount with GF-3B  
 \*Surface mount box selection depends on the entry panel layout

**Wire Type** 2-cond., non-shielded – use Aiphone #872002

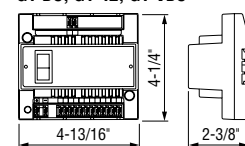
### GT-OP2



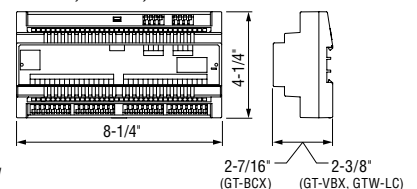
### GT-OP3



### GT-BC, GT-4Z, GT-VBC



### GT-BCX, GT-VBX, GTW-LC



### Specifications

**Power Source** GT-BC, GT-VBC, GT-BCX: 24V DC – use PS-2420UL  
 GT-VBX, GTW-LC: supplied by GT-BCX  
 GT-4Z: power not required

**Mounting** DIN rail (equipped with large units) – use W-DIN11 for small units

**Wire Type** 2-cond., solid, non-shielded, PE insulation – use Aiphone #872002 for audio and #871802 for video

**Distance** Variable wiring distances – see table below

## Bus & Video Control Units

**GT-BC** Bus Control Unit

**GT-VBC** Video Bus Control Unit

**GT-BCX** Expanded Bus Control Unit

**GT-VBX** Expanded Video Bus Control Unit

**GT-4Z** 4-Way Video Distribution Adaptor

**GTW-LC** Multi-Relay Control Unit  
*(for use with GT Expanded System only – requires GT-BCX)*

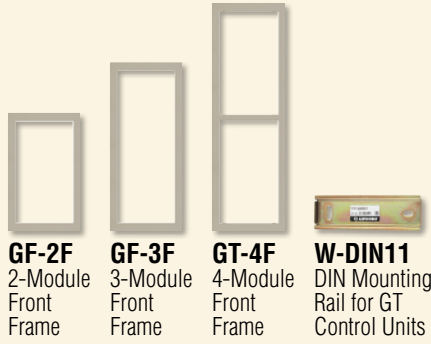
GT Wiring Distances	22 AWG	20 AWG	18 AWG
GT-BC to Distribution Point	10'	16'	16'
Distribution Point to Entrance Station	490'	980'	980'
Distribution Point to GT-MK	490'	980'	980'
Distribution Point to farthest Tenant Station	490'	980'	980'
GT-VBC to farthest Tenant Station	330'	490'	490'
GT-VBC (standard) to GT-VBC (expanded)	330'	490'	490'
GT-BC or GT-VBC to Power Supply	10'	16'	16'
GT-NS or GT-AC to Power Supply	980'	980'	980'
GT-MK to Power Supply	490'	980'	980'
Total cumulative wiring per common line (max. 2) and per sub trunk line (max. 4)	5,400'	8,200'	8,200'

# GT Series Components

## Mounting Accessories



**SBX-GTDM** Surface Mount Box for GT-DM  
**GF-2B** 2-Module Back Box  
**GF-3B** 3-Module Back Box  
**GT-4B** 4-Module Back Box



**GF-2F** 2-Module Front Frame  
**GF-3F** 3-Module Front Frame  
**GT-4F** 4-Module Front Frame  
**W-DIN11** DIN Mounting Rail for GT Control Units

## Features

- Hood provides additional weather resistance
- Includes space inside for wiring
- Can mount directly to wall surface
- Openings at bottom allow for moisture drainage

## Specifications

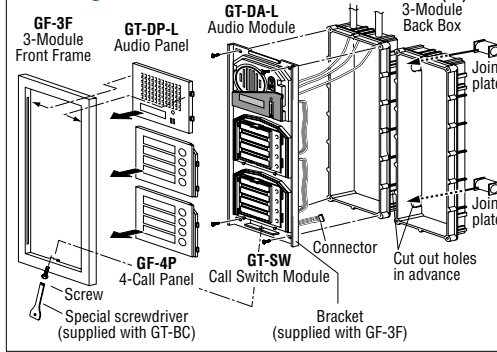
- Material** SBX-GTDM: 16AWG stainless steel
- Mounting** Surface mount directly to wall with included hardware (8 x 32 with T-15 Torx head)

## Rain Hood & Hooded Surface Mount Box Dimensions

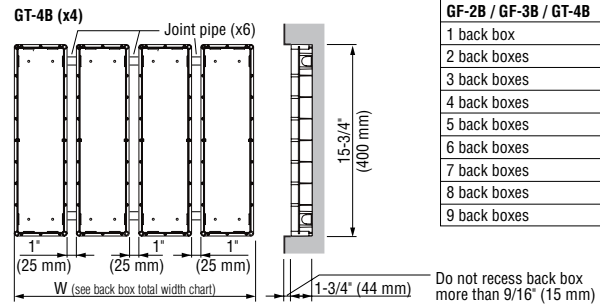
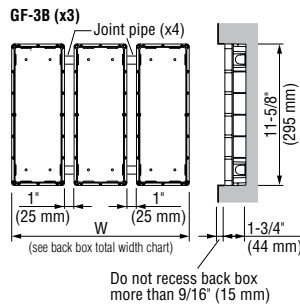
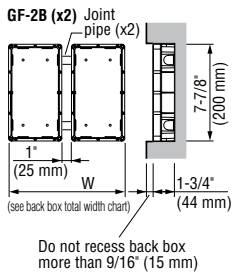
Component	Height (in / mm)	Width (in / mm)
SBX-GTDM	16-1/4" / 413	6-1/16" / 154
GT-102H / HB	9-9/16" / 243	6-1/8" / 155
GT-202H / HB	9-9/16" / 243	11-7/16" / 290
GT-103H / HB	13-5/16" / 338	6-1/8" / 155
GT-203H / HB	13-5/16" / 338	11-7/16" / 290
GT-104H / HB	17-7/16" / 443	6-1/8" / 155
GT-303HB	13-5/16" / 338	16-3/4" / 425
GF-2F	8-7/8" / 225	5-5/16" / 135
GF-3F	12-5/8" / 320	5-5/16" / 135
GT-4F	16-3/4" / 425	5-5/16" / 135

Component	Depth (in / mm)
SBX-GTDM	2-1/2" / 64
GT-nH	2-5/8" / 67
GT-nHB	2-11/16" / 68
GF/T-nF	5/8" / 16

## Mounting



## Back Box Dimensions



## Back Box Total Width

GF-2B / GF-3B / GT-4B	Width (in / mm)
1 back box	4-5/16" / 110
2 back boxes	9-5/8" / 245
3 back boxes	15" / 380
4 back boxes	20-1/4" / 515
5 back boxes	25-9/16" / 650
6 back boxes	30-7/8" / 785
7 back boxes	36-1/4" / 920
8 back boxes	41-9/16" / 1,055
9 back boxes	46-7/8" / 1,190

## Components Table (for larger configurations, please contact Technical Support)


	4-Call Direct Select	8-Call Direct Select	12-Call Direct Select	12-Call Direct Select
<b>Audio</b>				
<b>Audio Modules</b>	GT-DA-L GT-DP-L	GT-DA-L GT-DP-L	GT-DA-L GT-DP-L	GT-DA-L GT-DP-L
<b>Call Switch Modules</b>	GT-SW GF-4P	GT-SW x 2 GF-4P x 2	GT-SW x 3 GF-4P x 3	GT-SW x 3 GF-4P x 3
<b>Front Frame &amp; Back Box</b>	GF-2F GF-2B	GF-3F GF-3B	GF-2F x 2 GF-2B x 2	GT-4F GT-4B
<b>Options</b>	N/A	N/A	N/A	N/A

	4-Call Direct Select	8-Call Direct Select	12-Call Direct Select	16-Call Direct Select	16-Call Direct Select
<b>Audio and Video</b>					
<b>Audio/Camera Modules</b>	GT-DA-L, GT-DP-L, GT-VA, GT-VP	GT-DA-L, GT-DP-L, GT-VA, GT-VP	GT-DA-L, GT-DP-L, GT-VA, GT-VP	GT-DA-L, GT-DP-L, GT-VA, GT-VP	GT-DA-L, GT-DP-L, GT-VA, GT-VP
<b>Call Switch Modules</b>	GT-SW GF-4P	GT-SW x 2 GF-4P x 2	GT-SW x 3 GF-4P x 3	GT-SW x 4 GF-4P x 4	GT-SW x 4 GF-4P x 4
<b>Front Frame &amp; Back Box</b>	GF-3F GF-3B	GF-2F x 2 GF-2B x 2	GF-3F x 2 GF-3B x 2	GF-3F x 2 GF-3B x 2	GT-4F x 2 GT-4B x 2
<b>Options</b>	N/A	N/A	GT-AC, GT-AD, GF-AP, GF-BP, GT-HID	N/A	GT-AC, GT-AD, GF-AP, GF-BP, GT-HID

	16-Call Direct Select	20-Call Direct Select	24-Call Direct Select	Digital Display GTA-DES
<b>Audio</b>				
<b>Audio Modules</b>	GT-DA-L GT-DP-L	GT-DA-L GT-DP-L	GT-DA-L GT-DP-L	GT-DA-L GT-DP-L
<b>Call Switch Modules</b>	GT-SW x 4 GF-4P x 4	GT-SW x 5 GF-4P x 5	GT-SW x 6 GF-4P x 6	GT-NS, GT-NSP-L, GT-10K, GF-10KP
<b>Front Frame &amp; Back Box</b>	GF-3F x 2 GF-3B x 2	GF-3F x 2 GF-3B x 2	GT-4F x 2 GT-4B x 2	GF-3F GF-3B
<b>Options</b>	GT-AC, GT-AD, GF-AP, GF-BP, GT-HID	N/A	GT-AC, GT-AD, GF-AP, GF-BP, GT-HID	N/A

	20-Call Direct Select	24-Call Direct Select	Digital Display GTV-DES202	Digital Display GTV-DES104
<b>Audio and Video</b>				
<b>Audio/Camera Modules</b>	GT-DA-L, GT-DP-L, GT-VA, GT-VP	GT-DA-L, GT-DP-L, GT-VA, GT-VP	GT-DA-L, GT-DP-L, GT-VA, GT-VP	GT-DA-L, GT-DP-L, GT-VA, GT-VP
<b>Call Switch Modules</b>	GT-SW x 5 GF-4P x 5	GT-SW x 6 GF-4P x 6	GT-NS, GT-NSP-L, GT-10K, GF-10KP	GT-NS, GT-NSP-L, GT-10K, GF-10KP
<b>Front Frame &amp; Back Box</b>	GT-4F x 2 GT-4B x 2	GT-4F x 2 GT-4B x 2	GF-2F x 2 GF-2B x 2	GT-4F GT-4B
<b>Options</b>	GT-AC, GT-AD, GF-AP, GF-BP, GT-HID	N/A	N/A	N/A


### Entrance Station



**DA-1DS**  
1-Call Audio Entrance Station

- Direct select button
- Backlit directory

### Tenant Station



**DA-1MD**  
Audio Tenant Station

- Handset for privacy

### Accessories



**EL-12S**  
Electric Door Strike  
→ p. 91




**DAR-1**  
Call Extension Sounder  
→ p. 94



**PT-1211C**  
15V AC Transformer  
→ p. 97

### Box Set



**DA-1AS:**  
DA-1MD,  
DA-1DS, and  
PT-1211C

## Entrance Station Features

- Door release powered by door station without the need of an additional transformer or wiring
- Backlit directory

## Tenant Station Features

- Service button to control an external device
- Call tone volume control with mute indicator

## System Features

- 2-wire system is quick and easy to install
- Optional call extension sounder

## Specifications

Power Source 15V AC – use PT-1211C

Communication Handset (full-duplex)

Door Release 9.5–20V AC, 20Ω or higher resistance – use EL-12S

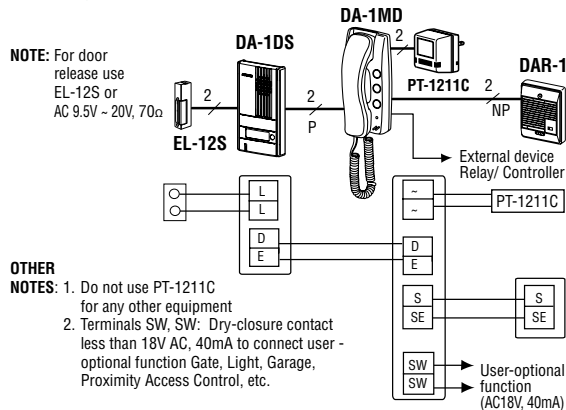
Wire Type Entrance Station to Tenant Station: 2-cond., overall shield – use Aiphone #822202 or 2-cond., low cap, PE insulation, solid, non-shielded – use Aiphone #871802

Power Supply to Tenant Station: 2-cond., low cap, PE insulation, solid, non-shielded – use Aiphone #871802

Distance Entrance Station or Door Strike to Power Supply (cumulative): 360'(22AWG) 1,020'(18AWG)

Power Supply to Tenant Station: 180'(22AWG) 510'(18AWG)

## Wiring



## Dimensions

	INCHES			MILLIMETERS		
	Height	Width	Depth	Height	Width	Depth
DA-1DS	6-7/8"	3-15/16"	7/8"	175	100	22
DA-1MD	7-7/8"	3-1/2"	2-1/2"	200	89	63



### Entrance Stations: Select 1



**DA-2DS**  
2-Call Audio Entrance Station

- Direct select buttons
- Backlit directory



**DA-4DS**  
4-Call Audio Entrance Station

- Direct select buttons
- Backlit directory


### Tenant Station: Select up to 4



**DA-1MD**  
Audio Tenant Station

- Handset for privacy

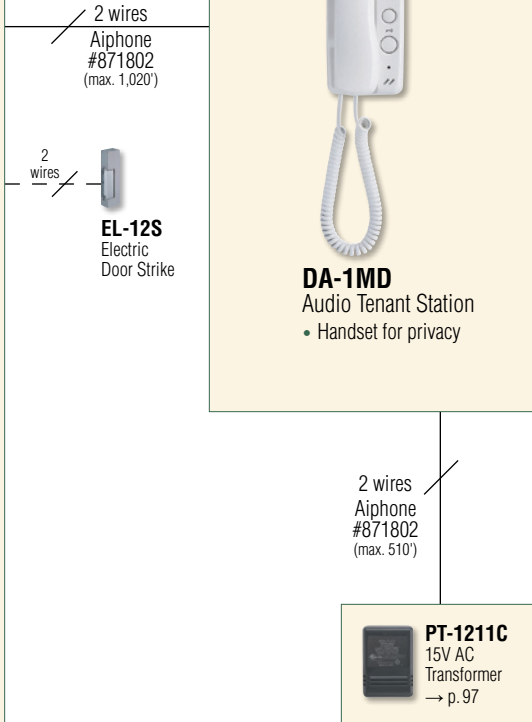
### Accessories



**EL-12S**  
Electric Door Strike  
→ p. 91



**DAR-1**  
Call Extension Sounder  
→ p. 94



## Entrance Station Features

- Door release powered by door station without the need of an additional transformer or wiring
- Backlit directory

## Tenant Station Features

- Service button to control an external device
- Call tone volume control with mute indicator

## System Features

- 2-wire system is quick and easy to install
- Optional call extension sounder

## Specifications

Power Source 15V AC – use PT-1211C

Communication Handset (full-duplex)

Door Release 9.5–20V AC, 20Ω or higher resistance – use EL-12S

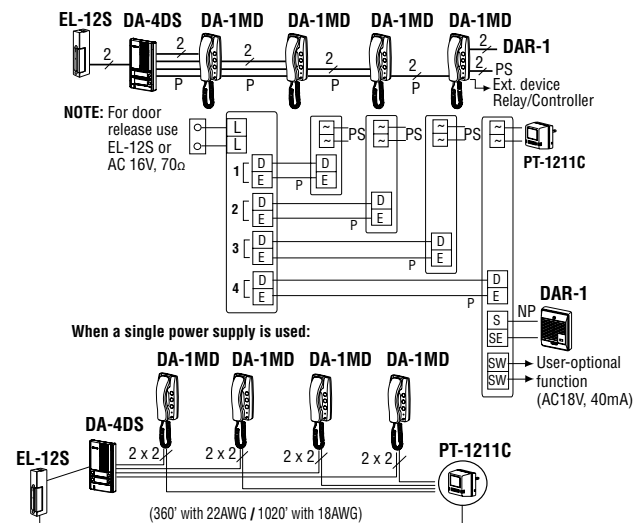
Wire Type Entrance Station to Tenant Station: 2-cond., overall shield – use Aiphone #822202 or 2-cond., low cap, PE insulation, solid, non-shielded – use Aiphone #871802

Power Supply to Tenant Station: 2-cond., low cap, PE insulation, solid, non-shielded – use Aiphone #871802

Distance Entrance Station or Door Strike to Power Supply (cumulative): 360'(22AWG) 1,020'(18AWG)

Power Supply to Tenant Station: 180'(22AWG) 510'(18AWG)

## Wiring



## Dimensions

	INCHES			MILLIMETERS		
	Height	Width	Depth	Height	Width	Depth
DA-1MD	7-7/8"	3-1/2"	2-1/2"	200	89	63
DA-2DS, DA-4DS	6-7/8"	3-15/16"	7/8"	175	100	22

## Entrance Stations: Select 1



**DA-1DS**  
1-Call Audio Entrance Station  
• Direct select button  
• Backlit directory



**DA-2DS**  
2-Call Audio Entrance Station  
• Direct select buttons  
• Backlit directory



**DA-4DS**  
4-Call Audio Entrance Station  
• Direct select buttons  
• Backlit directory

## Tenant Master Station: Select up to 4



**DB-1MD**  
Audio Hands-Free Tenant Master Station

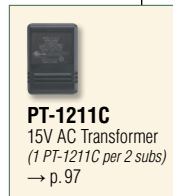


**PT-1211C**  
15V AC Transformer  
→ p. 97

## Tenant Sub Station: Select up to 4 per DB-1MD (optional)



**DB-1SD**  
Audio Hands-Free Tenant Sub Station



**PT-1211C**  
15V AC Transformer  
(1 PT-1211C per 2 subs)  
→ p. 97

## Accessories



**EL-12S**  
Electric Door Strike  
→ p. 91



**RY-ES**  
External Signaling Relay  
→ p. 93



**IER-2**  
Call Extension Speaker  
→ p. 94



**MCW-S/A**  
Desk Stand for DB-1MD or DB-1SD  
→ p. 99

## Box Set



**DBS-1A:**  
DB-1MD, DA-1DS,  
and PT-1211C

## Entrance Station Features

- Door release powered by door station without the need of an additional transformer or wiring
- Backlit directory

## Tenant Station Features

- All Call between stations within same tenant residence or office
- Service button to control an external device
- Call tone volume control with mute indicator

## System Features

- Optional call extension speaker

## Specifications

**Power Source** 15V AC – use PT-1211C (requires 1 per tenant master station and 1 per 2 tenant sub stations)

**Communication** Hands-free (VOX) or push-to-talk (simplex)

**Door Release** 9.5–20V AC, 70Ω or higher resistance – use EL-12S

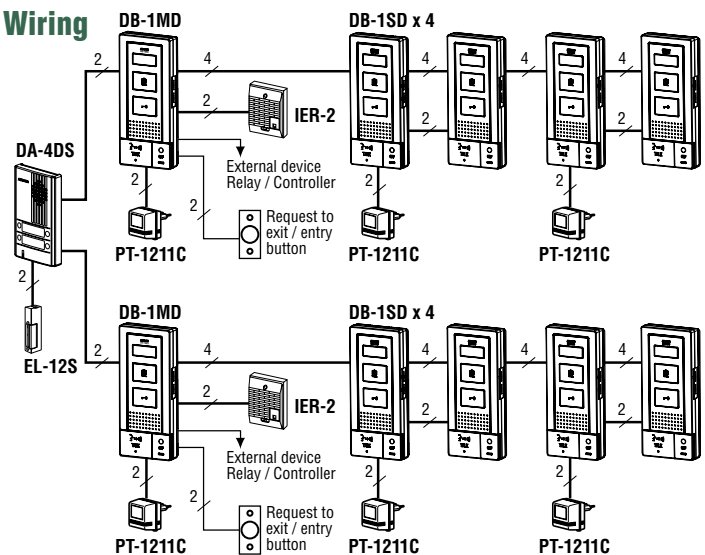
**Wire Type** Entrance Station to Tenant Master Station: 2-cond., low cap, PE insulation, solid, non-shielded – use Aiphone #871802  
 Tenant Master Station to Tenant Sub Station: 4-cond., low cap, PE insulation, solid, non-shielded – use Aiphone #871804  
 Between Tenant Sub Stations: 4-cond. + 2-cond. when sharing power - use Aiphone #822206 or #871804

**Distance** Entrance Station or Door Strike to Power Supply (cumulative): 360'(22AWG) 1,020'(18AWG)  
 Power Supply to Tenant Master Station: 180'(22AWG) 510'(18AWG)  
 Tenant Master Station to farthest Tenant Sub Station: 330'


## Dimensions

	INCHES			MILLIMETERS		
	Height	Width	Depth	Height	Width	Depth
DA-1DS, DA-2DS, DA-4DS	6-7/8"	3-15/16"	7/8"	175	100	22
DB-1MD, DB-1SD	7-5/16"	3-1/8"	1-1/16"	185	80	27

## Wiring



## Entrance Station: Select up to 5



**TL-2000**  
Audio Telephone Door  
Entrance Station



**Door Strike**  
2A, 12V DC or  
1A, 24V DC  
(N/A from Aiphone)



**PS-1225UL**  
12V DC  
Power Supply  
→ p.97

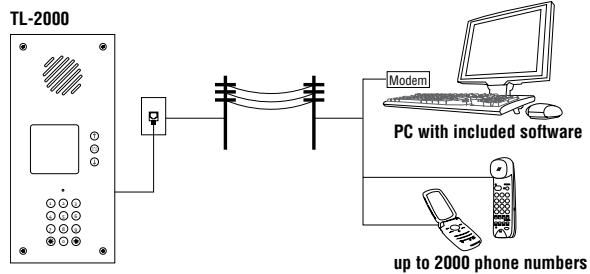
### System Features

- Contact tenants using a phone line
- Up to 5 TL-2000 entrance stations per phone line
- Up to 2,000 primary telephone numbers and 2,000 secondary numbers can be used
- Door release
- Program up to 2,000 unique access codes
- RS-232 connection for programming
- PC software included to program and update device on or off site via modem or direct connection
- Surface mount back box available (part #245800)

### Specifications

- Power Source** 12V DC – use PS-1225UL
- Communication** Standard analog DTMF “Touch Tone” / cell phone
- Door Release** 2 Form C dry contacts, 12V DC 2A/24V DC 1A
- Connectors** Operator analog line or PABX extension
- Material** Stainless steel with security screws
- Temp. Rating** 5°~140°F (-15°~60°C)
- Programming** PC running Windows® XP, Windows Vista®, or Windows® 7
- Access Code** Max. 2,000 codes with 3-8 digits per code
- Wire Type** Standard category phone wire

### Wiring



### Dimensions

TL-2000	INCHES			MILLIMETERS		
	Height	Width	Depth	Height	Width	Depth
	13-3/8"	6-1/8"	*	340	155	*

\* Aiphone recommends a 2-1/2" minimum back box depth for all flush mount stations.

# Audio Intercoms



Commercial | Educational | Healthcare | Industrial | Residential





# Scan QR code for more product details!

Easily view digital installation manuals, specification sheets, brochures, and videos available for each system – directly from the corresponding product page on the Aiphone website!

**LEF Series**  
Selective Call & All Call Intercom  
→ **p. 54**





**LEM-1DL Series**  
Access Sentry Intercom  
→ **p. 56**



**LEM Series**  
Open Voice Intercom  
→ **p. 57**



**C-123L/A & C-123LW**  
ChimeCom  
→ **p. 58**



**CCS-1A Set**  
ChimeCom2  
→ **p. 59**



**IE-8 Series**  
Chime Tone Intercom  
→ **p. 60**



**AT-406 Series**  
Handset to Handset Intercom  
→ **p. 61**



**MC Series**  
MarketCom  
→ **p. 62**



**IM Series**  
Security Window Intercom  
→ **p. 63**



**TD-H Series**  
Selective Call Intercom  
→ **p. 64**





**MP-S Series**  
Mid-Power Intercom  
→ **p. 66**



**AP-M Series**  
High-Power Intercom  
→ **p. 67**



**NEM Series**  
Lamp Memory Intercom  
→ **p. 68**



**NHX Series** (UL 1069 Listed)  
Nurse Call Intercom  
→ **p. 70**



## Door Stations: Mix and match up to 11



**LE-D**  
Audio Door Station  
• Plastic cover  
• Surface mount  
→ p. 87



**LE-SS-1G**  
Audio Door Station  
• Stainless steel  
• Flush mount  
• Fits 1-gang box  
→ p. 87



**LE-DA**  
Audio Door Station  
• Stainless steel faceplate  
• Flush mount  
• Fits 2-gang box  
→ p. 87



**LE-SS/A**  
Audio Door Station  
• Stainless steel  
• Flush mount  
• Fits 2-gang box  
→ p. 87



**LE-SSR**  
Audio Door Station  
• Red mushroom call button  
• Stainless steel  
• Flush mount  
• Fits 2-gang box  
→ p. 87



**LE-SSV**  
Audio Door Station  
• Built-in CCTV camera  
• Stainless steel  
• Flush mount  
• Fits 2-gang box  
→ p. 87



**LS-NVP/C**  
Audio Door Station  
• Powder-coated steel  
• Flush mount  
• Fits 3-gang box  
→ p. 87

## Master Stations: Mix and match up to 11

### Surface Mount Designs



**LEF-3**  
3-Call Audio Master Station  
• Surface mount



**LEF-3L**  
3-Call Audio Master Station  
• Selective door release  
• Surface mount



**LEF-5**  
5-Call Audio Master Station  
• Selective door release  
• Surface mount



**LEF-10**  
10-Call Audio Master Station  
• Selective door release  
• Surface mount



**LEF-10S**  
10-Call Audio Master Station  
• All Call button (requires BG-10C)  
• Selective door release  
• Surface mount

### Semi-Flush Mount Designs



**LEF-3C**  
3-Call Audio Master Station  
• All Call button (requires BG-10C)  
• Semi-flush mount



**LEF-5C**  
5-Call Audio Master Station  
• All Call button (requires BG-10C)  
• Selective door release  
• Semi-flush mount



**LEF-10C**  
10-Call Audio Master Station  
• All Call button (requires BG-10C)  
• Selective door release  
• Semi-flush mount

## Speaker Stations: Mix and match up to 11



**AH-108**  
Horn Speaker  
• 8Ω, 10W  
• Indoor or outdoor use  
• Surface mount  
→ p. 96



**SP-20N**  
Ceiling Speaker (requires NP-25V)  
• 20Ω  
• Indoor use  
• Flush mount  
→ p. 96

## Paging Adaptor: Select up to 11



**BA-1**  
Paging Adaptor  
→ p. 95

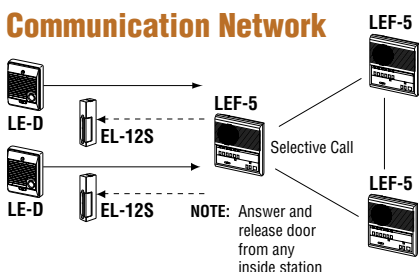
## Master/Sub Station Features

- Monitoring and Selective Call
- 3, 5, and 10-call master stations
- Push-to-talk at master, hands-free reply at called station
- Call tone and LED annunciation at master
- Selective door release (with 1 RY-PA per door) on LEF-3L, LEF-5, LEF-5C, LEF-10, LEF-10S, and LEF-10C master stations
- All Call with LEF-10S and all LEF-C masters (requires BG-10C)

## System Features

- Intermix doors, masters, subs, speakers, and paging adaptors to create desired communication (up to 11 total components)
- Wide variety of master and sub stations available

## Communication Network



LEF Series Wire Types	Wire #	Gauge	Conductor
▼ LEF Standard Wiring			
LEF-3	822210	22 AWG	10 conductor, overall shield
LEF-5	822212	22 AWG	12 conductor, overall shield
LEF-10, LEF-10S	822220	22 AWG	20 conductor, overall shield
▼ LEF-C Wiring			
LEF-1C homerun to BG-10C	822212	22 AWG	12 conductor, overall shield
LEF-1C looped (max. 9 stations)	822220	22 AWG	20 conductor, overall shield
LEF-3C	822212	22 AWG	12 conductor, overall shield
LEF-5C	822215	22 AWG	15 conductor, overall shield
LEF-10C	822220	22 AWG	20 conductor, overall shield
BG-10C to Master	822220	22 AWG	20 conductor, overall shield
▼ Sub/Door Station Wiring			
Homerun (22AWG)	822203	22 AWG	3 conductor, overall shield
Homerun (18AWG)	821803	18 AWG	3 conductor, overall shield
Looped (max. 4 stations)	822206	22 AWG	6 conductor, overall shield
Looped (max. 8 stations)	822210	22 AWG	10 conductor, overall shield
LE-A3, LE-AN3	822206	22 AWG	6 conductor, overall shield
▼ LEF + Door Release Wiring			
LEF-3L	822212	22 AWG	12 conductor, overall shield
LEF-5, LEF-5C	822220	22 AWG	20 conductor, overall shield
LEF-10, LEF-10S, LEF-10C	822220+ 822210	22 AWG	20 conductor, overall shield + 10 conductor, overall shield

# Mix and match up to 11 LEF components

## Sub Stations: Mix and match up to 11

### Surface Mount Designs



**LE-A**  
Audio Sub Station  
• Surface mount



**LE-AN**  
Privacy Audio Sub Station  
• Surface mount  
• Privacy button



**LE-A3**  
3-Call Audio Sub Station  
• Surface mount  
**LE-AN3** (not shown)  
3-Call Privacy Audio Sub Station  
• Surface mount  
• Privacy button

### Semi-Flush Mount Designs



**LE-B**  
Audio Sub Station  
• Semi-flush mount



**LE-BN**  
Privacy Audio Sub Station  
• Semi-flush mount  
• Privacy button



**LEF-1C**  
Audio Sub Master Station  
(requires BG-10C)  
• All Call button  
• Semi-flush mount



**PS-1225UL**  
12V DC Power Supply  
→ p. 97

## Accessories



**HID-SS**  
Card Access Station with HID® ProxPoint® Plus Proximity Card Reader  
→ p. 92




**KMB-45**  
45° Mullion Mounting Bracket for LE-D  
→ p. 91



**SBX-1G**  
Surface Mount Box for LE-SS-1G  
→ p. 90




**SBX-2G**  
Surface Mount Box for LE-DA, LE-SS/A, LE-SSR, or LE-SSV  
→ p. 90



**SBX-2BH**  
Horizontal Surface Mount Box for HID-SS and one LE-DA, LE-SS/A, LE-SSR, or LE-SSV  
→ p. 90



**SBX-NVP**  
Surface Mount Box for LS-NVP/C  
→ p. 90



**SSB-2**  
Ceiling Support Bracket for SP-20N  
→ p. 96



**BBX-1E**  
Back Box for Flush Mounting LE-B, LE-BN, LEF-1C, or LEF-3C  
→ p. 98

**BBX-3E** (not shown)  
Back Box for Flush Mounting LEF-5C or LEF-10C  
→ p. 98



**EL-12S**  
Electric Door Strike  
(requires PT-1210N)  
→ p. 91



**RY-PA**  
Door Release Relay  
→ p. 91



**LT-1**  
20Ω-to-8Ω Matching Transformer



**LEW-5, LEW-10, LEW-10S**  
Terminal Box



**BG-10C**  
All Call, Chime, and Music Adaptor  
→ p. 98



**NP-25V**  
33µF, 25V Non-Polarized Capacitor



**NP-B**  
Flush Mount Indoor Call Button



**NP-W**  
Surface Mount Box for NP-B



**RY-AC/A**  
External Signaling Relay  
→ p. 93

## Dimensions

	INCHES				MILLIMETERS			
	Height	Width	Depth	Recessed	Height	Width	Depth	Recessed
LE-A, LE-AN	6-5/16"	5-3/16"	2"	-	160	131	51	-
LE-A3, LE-AN3	7-1/16"	5-5/8"	2-1/8"	-	180	143	53.5	-
LE-B, LE-BN	8-3/16"	6"	2"	9/16"	208	153	50.5	15
LE-D	4-3/4"	3-7/16"	1-1/8"	-	120	88	29	-
LE-DA	4-1/2"	4-9/16"	*	-	115	116	*	-
LEF-1C, LEF-3C	8-3/16"	6"	2"	9/16"	208	153	50.5	15
LEF-3, LEF-3L	7-1/16"	5-5/8"	2-1/8"	-	180	143	53.5	-
LEF-5, LEF-10, LEF-10S	8-1/8"	7-1/2"	2-3/16"	-	206	190	55	-
LEF-5C, LEF-10C	9-3/8"	7-7/8"	3"	1-9/16"	238	200	75.5	40
LE-SS/A, LE-SSR, LE-SSV	4-3/4"	4-3/4"	*	-	119.89	119.89	*	-
LE-SS-1G	4-1/2"	2-3/4"	*	-	114.3	69.85	*	-
LS-NVP/C	7-1/2"	5-1/2"	*	-	191	140	*	-

\*Aiphone recommends a 2-1/2" minimum back box depth for all flush mount stations.

## Specifications

**Power Source** 12V DC – use PS-1225UL

**Communication** Push-to-talk (simplex)

**Door Release** Use 1 RY-PA per door being released (N/O dry contact, 24V DC, 1A)

**Wire Type** Variable wire types – see table on previous page

**Distance** Door Station or Sub Station to farthest Master Station: 650'(22AWG) 1,600'(18AWG)

# LEM-1DL Series Access Sentry Intercom

## Door Stations: Select 1



- LE-D** Audio Door Station
- Plastic cover
  - Surface mount → p. 87
- LE-SS-1G** Audio Door Station
- Stainless steel
  - Flush mount
  - Fits 1-gang box → p. 87
- LE-DA** Audio Door Station
- Stainless steel faceplate
  - Flush mount
  - Fits 2-gang box → p. 87



- LE-SS/A** Audio Door Station
- Stainless steel
  - Flush mount
  - Fits 2-gang box → p. 87
- LE-SSR** Audio Door Station
- Red mushroom call button
  - Stainless steel
  - Flush mount
  - Fits 2-gang box → p. 87

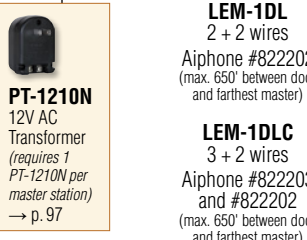


- LS-NVP/C** Audio Door Station
- Powder-coated steel
  - Flush mount
  - Fits 3-gang box → p. 87
- LE-SSV** Audio Door Station
- Built-in CCTV camera
  - Stainless steel
  - Flush mount
  - Fits 2-gang box → p. 87

## Master Stations: Select 1



- LEM-1DL** Audio Master Station
- Door release button
- LEM-1DLC** Audio Master Station
- Multi-master (max. 4)
  - Door release button
  - Occupied LED



## Master Stations: Select 1 (optional)



- LEM-1DL** Audio Master Station
- (requires DAK-2S per 2 LEM-1DLs in the system)
- Door release button
- LEM-1DLC** Audio Master Station
- Multi-master (max. 4)
  - Door release button
  - Occupied LED


## Accessories



- HID-SS** Card Access Station with HID® ProxPoint® Plus Proximity Card Reader → p. 92
- KMB-45** 45° Mullion Mounting Bracket for LE-D → p. 91
- SBX-1G** Surface Mount Box for LE-SS-1G → p. 90



- SBX-2G** Surface Mount Box for LE-DA, LE-SS/A, LE-SSR, or LE-SSV → p. 90
- SBX-2BH** Horizontal Surface Mount Box for HID-SS and one LE-DA, LE-SS/A, LE-SSR, or LE-SSV → p. 90



- SBX-NVP** Surface Mount Box for LS-NVP/C → p. 90
- EL-12S** Electric Door Strike (requires PT-1210N) → p. 91
- RY-18L** Form C Door Release Relay → p. 92
- DAK-2S** Dual Master Adaptor Kit (requires PT-1210N) → p. 99

## Box Set



**LEM-1DLS:** LEM-1DL, LE-D, and PT-1210N

## Master Station Features

- Door release (N/O contact)
- Calling and 2-way communication with door station
- Call tone and voice volume control

## System Features

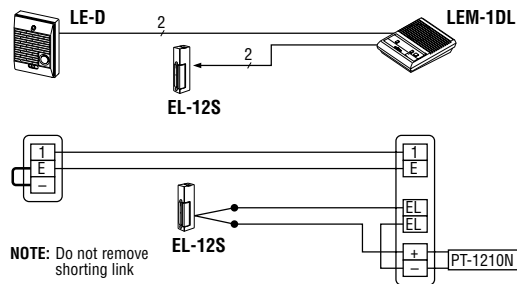
- AC 12-16V or DC 12-24V powered
- Any LE or LS Series door station is compatible

## Dimensions

	INCHES			MILLIMETERS		
	Height	Width	Depth	Height	Width	Depth
LE-D	4-3/4"	3-7/16"	1-1/8"	120	88	29
LE-DA	4-1/2"	4-9/16"	*	115	116	*
LEM-1DL, LEM-1DLC	7-1/16"	5-5/8"	2-1/8"	180	143	53.5
LE-SS/A, LE-SSR, LE-SSV	4-3/4"	4-3/4"	*	119.89	119.89	*
LE-SS-1G	4-1/2"	2-3/4"	*	114.3	69.85	*
LS-NVP/C	7-1/2"	5-1/2"	*	191	140	*

\*Aiphone recommends a 2-1/2" minimum back box depth for all flush mount stations.

## Wiring



## Specifications

- Power Source** 12-16V AC – use PT-1210N or 12-24V DC – use PS-1225UL
- Communication** Push-to-talk (simplex)
- Door Release** N/O dry contact, 30V AC/DC, 1A – use EL-12S
- Wire Type** Door Station to Master Station: 2-cond., overall shield – use Aiphone #822202
- Distance** Door Station to farthest Master Station: 650'(22AWG) 1,570'(18AWG)



## Door/Sub Stations: Mix and match up to 3



**LE-D**  
Audio Door Station  
• Plastic cover  
• Surface mount  
→ p. 87



**LE-SS-1G**  
Audio Door Station  
• Stainless steel  
• Flush mount  
• Fits 1-gang box  
→ p. 87



**LE-DA**  
Audio Door Station  
• Stainless steel faceplate  
• Flush mount  
• Fits 2-gang box  
→ p. 87



**LE-SS/A**  
Audio Door Station  
• Stainless steel  
• Flush mount  
• Fits 2-gang box  
→ p. 87



**LE-SSR**  
Audio Door Station  
• Red mushroom call button  
• Stainless steel  
• Flush mount  
• Fits 2-gang box  
→ p. 87



**LE-SSV**  
Audio Door Station  
• Built-in CCTV camera  
• Stainless steel  
• Flush mount  
• Fits 2-gang box  
→ p. 87



**LS-NVP/C**  
Audio Door Station  
• Powder-coated steel  
• Flush mount  
• Fits 3-gang box  
→ p. 87

## Interior Use Only



**LE-A**  
Audio Sub Station  
• Surface mount



**LE-B**  
Audio Sub Station  
• Semi-flush mount



**LE-A3**  
3-Call Audio Sub Station  
• Surface mount



**BA-1**  
Paging Adaptor  
→ p. 95

**LE-AN** (not shown)  
Privacy Audio Sub Station  
• Surface mount

**LE-BN** (not shown)  
Privacy Audio Sub Station  
• Semi-flush mount

**LE-AN3** (not shown)  
3-Call Privacy Audio Sub Station  
• Surface mount

## Master Stations: Select 1




**LEM-1**  
1-Call Audio Master Station  
(for applications using only 1 door/sub station)  
• Surface mount



**LEM-3**  
3-Call Audio Master Station  
(for applications using 2 or 3 door/sub stations)  
• Surface mount

## Accessories



**HID-SS**  
Card Access Station with HID® ProxPoint® Plus Proximity Card Reader  
→ p. 92




**KMB-45**  
45° Mullion Mounting Bracket for LE-D  
→ p. 91



**SBX-1G**  
Surface Mount Box for LE-SS-1G  
→ p. 90



**SBX-2G**  
Surface Mount Box for LE-DA, LE-SS/A, LE-SSR, or LE-SSV  
→ p. 90



**SBX-2BH**  
Horizontal Surface Mount Box for HID-SS and one LE-DA, LE-SS/A, LE-SSR, or LE-SSV  
→ p. 90



**SBX-NVP**  
Surface Mount Box for LS-NVP/C  
→ p. 90



**BBX-1E**  
Back Box for Flush Mounting LE-B or LE-BN  
→ p. 98

2 wires  
Aiphone #822202  
(max. 650'  
between master and farthest sub)

2 wires  
(max. 66')

**SKK-620B**  
6V DC Power Supply  
→ p. 97

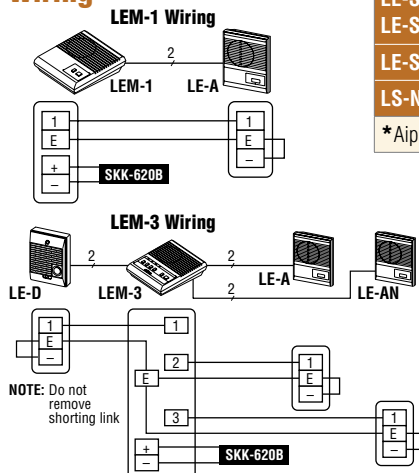
## Master Station Features

- Voice volume control

## System Features

- Push-to-talk at master and hands-free at remote

## Wiring



## Dimensions

	INCHES				MILLIMETERS			
	Height	Width	Depth	Recessed	Height	Width	Depth	Recessed
LE-A, LE-AN	6-5/16"	5-3/16"	2"	-	160	131	51	-
LE-A3, LE-AN3	7-1/16"	5-5/8"	2-1/8"	-	180	143	53.5	-
LE-B, LE-BN	8-3/16"	6"	2"	9/16"	208	153	50.5	15
LE-D	4-3/4"	3-7/16"	1-1/8"	-	120	88	29	-
LE-DA	4-1/2"	4-9/16"	*	-	115	116	*	-
LEM-1	6-5/16"	5-3/16"	2"	-	160	131	51	-
LEM-3	7-1/16"	5-5/8"	2-1/8"	-	180	143	53.5	-
LE-SS/A, LE-SSR, LE-SSV	4-3/4"	4-3/4"	*	-	119.89	119.89	*	-
LE-SS-1G	4-1/2"	2-3/4"	*	-	114.3	69.85	*	-
LS-NVP/C	7-1/2"	5-1/2"	*	-	191	140	*	-

\* Aiphone recommends a 2-1/2" minimum back box depth for all flush mount stations.

## Specifications

**Power Source** 6V DC – use SKK-620B


**Communication** Push-to-talk (simplex)

**Door Release** N/A

**Wire Type** Door Station or Sub Station to Master Station:  
2-cond., overall shield – use Aiphone #822202 or #821802

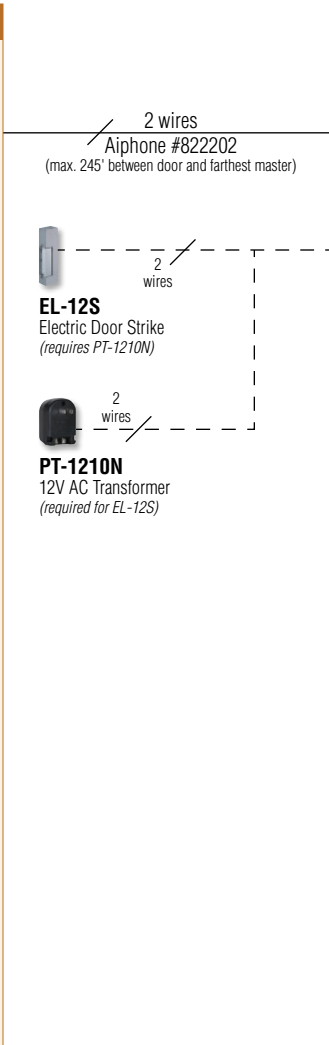
**Distance** Door Station or Sub Station to Master Station:  
650'(22AWG) 1,570'(18AWG)

### Door Station




**C-D**  
Audio Door Station  
*(not sold separately)*

- Plastic cover
- Surface mount




### Master Station



**C-ML/A**  
Audio Master Station

- Plastic cover
- Surface mount



**SKK-620B**  
6V DC Power Supply  
→ p. 97  
or 4 C Batteries


2 wires  
Aiphone #822202

### Accessories



**EL-12S**  
Electric Door Strike  
*(requires PT-1210N)*  
→ p. 91

### Master Station (optional)



**C-ML/A**  
Audio Master Station  
*(includes DAK-2S)*

- Plastic cover
- Surface mount


2 x 2 wires  
Aiphone #822202  
(max. 245' between door and farthest master)

2 wires  
Aiphone #822202



**SKK-620B**  
6V DC Power Supply  
→ p. 97  
or 4 C Batteries

### Box Sets



**C-123L/A – Single Master Set:**  
C-D and C-ML/A



**C-123LW – Dual Master Set:**  
C-D, (2) C-ML/As, and DAK-2S

### Door Station Features

- Any LE or LS Series door station can replace C-D
- LE-D is physically identical to C-D

### Master Station Features

- Adjustable communication volume
- Batteries or 6V DC power supply (1 per master)
- Automatically turns off in 20 seconds

### System Features

- Push-to-talk door answering with door release
- Second master station (separate power supply required)

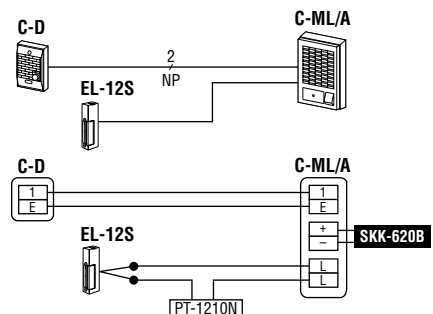
### Dimensions

	INCHES			MILLIMETERS		
	Height	Width	Depth	Height	Width	Depth
C-D	4-3/4"	3-7/16"	1-1/8"	120	88	29
C-ML/A	7-1/2"	5-1/8"	1-3/4"	190	130	44

### Specifications


- Power Source** 6V DC – use SKK-620B or 4 C Batteries
- Communication** Push-to-talk (simplex)
- Door Release** N/O dry contact, 50V AC, 1A – use EL-12S
- Wire Type** Door Station to Master Station: 2-cond., overall shield – use Aiphone #822202 or #821802
- Distance** Door Station to farthest Master Station: 245'(22AWG) 590'(18AWG)

### Wiring



Audio Intercoms


### Door Station



**CC-DA**  
Audio Door Station  
*(not sold separately)*

- Plastic cover
- Surface mount

### Master Station




**CC-1M**  
Audio Master Station  
*(not sold separately)*

- Chime and voice volume controls



**PT-1210N**  
12V AC Transformer  
→ p. 97

### Box Set



**CCS-1A (Single Master Set):**  
CC-DA and CC-1M

2 wires  
Aiphone  
#822202  
(max. 245' between door and master)

2 wires  
Aiphone  
#822202

### Door Station Features

- Backlit call button

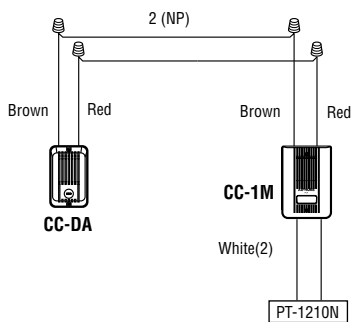
### Master Station Features

- Chime and voice volume controls

### System Features

- Push-to-talk door answering with automatic shut-off
- Powered by AC transformer PT-1210N

### Wiring



### Dimensions

	INCHES			MILLIMETERS		
	Height	Width	Depth	Height	Width	Depth
CC-1M	7-1/16"	4-13/16"	1-5/16"	180	123	33
CC-DA	4-1/2"	2-3/4"	1-3/16"	114	70	30

### Specifications

**Power Source** 12-16V AC (with no-load voltage rating, 20V or less) – use PT-1210N

**Communication** Push-to-talk (simplex)

**Door Release** N/A

**Wire Type** Door Station to Master Station:  
2-cond., overall shield – use Aiphone #822202 or #821802

**Distance** Door Station to Master Station: 245'(22AWG) 590'(18AWG)

# IE-8 Series Chime Tone Intercom

## Door Stations: Mix and match up to 2



**AX-DM**  
Audio Door Station  
• Plastic cover  
• Mullion surface mount  
→ p. 84



**IF-DA**  
Audio Door Station  
• Plastic cover  
• Surface mount  
→ p. 86



**IE-JA**  
Audio Door Station  
• Stainless steel faceplate  
• Flush mount  
• Fits 2-gang box  
→ p. 86



**IE-SS/A**  
Audio Door Station  
• Stainless steel  
• Flush mount  
• Fits 2-gang box  
→ p. 86



**IE-SSR**  
Audio Door Station  
• Red mushroom call button  
• Stainless steel  
• Flush mount  
• Fits 2-gang box  
→ p. 86

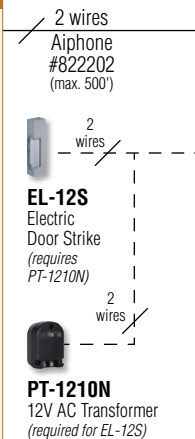


**IE-SSV**  
Audio Door Station  
• Built-in CCTV camera  
• Stainless steel  
• Flush mount  
• Fits 2-gang box  
→ p. 86

## Master Station



**IE-8MD**  
6-Call Audio Master Station  
• Handset for privacy



2 wires  
Aiphone #822202 (max. 33')



**PT-1210N**  
12V AC Transformer  
→ p. 97

4 wires  
Aiphone #822206 (max. 245' between master and farthest sub master)

## Sub Master Station: Select up to 5 (optional)



**IE-8HD**  
6-Call Audio Sub Master Station  
• Handset for privacy


## Accessories



**HID-SS**  
Card Access Station with HID® ProxPoint® Plus Proximity Card Reader  
→ p. 92



**SBX-2G**  
Surface Mount Box for IE-JA, IE-SS/A, IE-SSR, or IE-SSV  
→ p. 90



**SBX-2BH**  
Horizontal Surface Mount Box for HID-SS and one IE-JA, IE-SS/A, IE-SSR, or IE-SSV  
→ p. 90



**EL-12S**  
Electric Door Strike (requires PT-1210N)  
→ p. 91



**TAR-3**  
External Signaling Relay (requires SKK-620B)  
→ p. 98



**RY-AC/A**  
External Signaling Relay  
→ p. 93

## Door Station Features

- 2 wires to door stations, same as doorbell

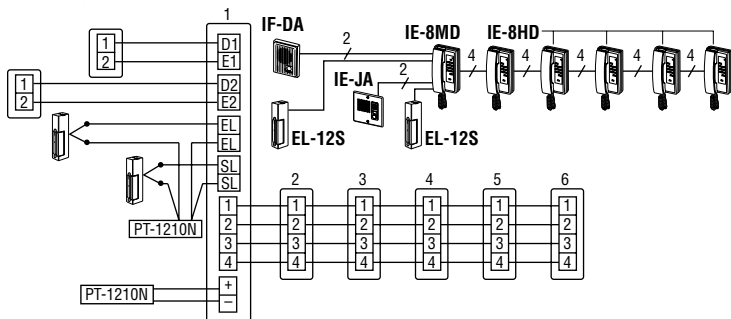
## Master Station Features

- Selective Call or All Call between handsets
- Simple 4 conductor wiring between handsets

## System Features

- Two doors with Selective Door Release
- External doorbell can be added
- AC or DC powered (12 ~ 16V AC or 12 ~ 18V DC)

## Wiring



## Dimensions

	INCHES			MILLIMETERS		
	Height	Width	Depth	Height	Width	Depth
AX-DM	6-5/16"	1-11/16"	7/8"	160	43	22.5
IE-8MD, IE-8HD	8-1/4"	4-5/16"	3-1/8"	210	110	79
IE-JA	4-1/2"	4-9/16"	*	115	116	*
IE-SS/A, IE-SSR, IE-SSV	4-3/4"	4-3/4"	*	121	121	*
IF-DA	5-1/8"	3-7/8"	1-1/8"	130	98	28.5

\*Aiphone recommends a 2-1/2" minimum back box depth for all flush mount stations.

## Specifications

**Power Source** 12~16V AC – use PT-1210N or 12~18V DC – use PS-1225UL

**Communication** Handset (full-duplex)

**Door Release** N/O dry contact, 24V AC/DC, 350mA – use EL-12S

**Wire Type** Door Station to Master Station: 2-cond., overall shield – use Aiphone #822202  
Master Station to Sub Stations: 4-cond., overall shield – use Aiphone #822206

**Distance** Door Station to Master Station: 500'(22AWG) 1,180'(18AWG)  
Master Station to farthest Sub Master Station: 245'(22AWG) 580'(18AWG)

# AT-406 Series Handset to Handset Intercom

**Master Station: Select 1**



**AT-206**  
White Audio Master Station  
*(not sold separately)*

- Handset for privacy

2 wires  
Aiphone #822202  
(max. 2,300')

2 wires  
(max. 12')



**SKK-620B**  
6V DC Power Supply  
→ p. 97  
or 4 AA Batteries


**Sub Station: Select up to 3**



**AT-306**  
White Audio Sub Station


- Handset for privacy

**Accessories**



**TAR-3**  
External Signaling Relay  
*(requires SKK-620B)*  
→ p. 98

**Master Station: Select 1**




**AT-206B**  
Charcoal Gray Audio Master Station  
*(not sold separately)*

- Handset for privacy
- 4' coil cord
- Designed for use in limos, RVs, boats, and other recreational vehicles


2 wires  
Aiphone #822202  
(max. 2,300')

2 wires  
(max. 12')



**SKK-620B**  
6V DC Power Supply  
→ p. 97  
or 4 AA Batteries


**Sub Station: Select up to 1**




**AT-306B**  
Charcoal Gray Audio Sub Station  
*(not sold separately)*

- Handset for privacy
- 4' coil cord
- Designed for use in limos, RVs, boats, and other recreational vehicles

**Box Sets**



**AT-406 (white):**  
AT-206 and AT-306



**AT-406B/A (charcoal gray):**  
AT-206B and AT-306B with 4' coil cord

## Master/Sub Station Features

- Call button on master rings all the subs
- Power supply or battery powered
- Sub(s) ring master only

## System Features

- Up to two additional subs can be added (AT-306)

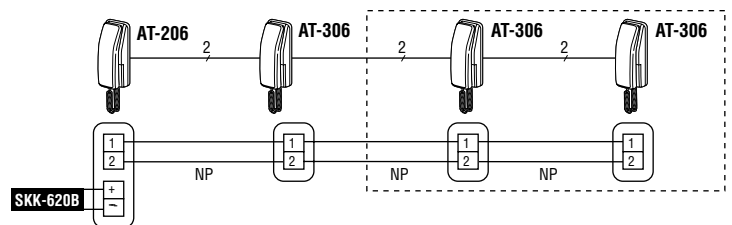
## Dimensions

	INCHES			MILLIMETERS		
	Height	Width	Depth	Height	Width	Depth
AT-206, AT-206B, AT-306, AT-306B	8-1/4"	3-1/8"	2-1/16"	210	80	52

## Specifications

- Power Source** 6V DC – use SKK-620B or 4 AA batteries
- Communication** Handset (full-duplex)
- Wire Type** Master Station to Sub Station: 2-cond., overall shield – use Aiphone #822202
- Distance** 2-Station Set: 2,300'(22AWG) 5,250'(18AWG)  
Master Station to 3rd Sub Station: 1,350'(22AWG) 3,100'(18AWG)

## Wiring



### Master Stations: Mix and match up to 60

**MC-60/4A**  
White Audio MarketCom Master Station

- Handset for privacy
- Wall mount

7 wires  
Aiphone #852207  
(see wire distance in specifications below)

**MC-60/4B**  
MarketCom Master Desk Station

- Handset for privacy

### Accessories

**MC-S12**  
12" Checkstand Pedestal for MC-60/4A

**SSB-2**  
Ceiling Support Bracket for SP-2570N  
→ p. 96

### Paging Adaptor

**MC-A/A**  
Zone Paging Adaptor  
→ p. 95

7 wires  
Aiphone #852207  
(see wire distance in specifications below)

### Paging Amplifiers: Select 1

**T3115BGM**  
15W Paging Amplifier  
→ p. 95

**DMA2060**  
60W Paging Amplifier  
→ p. 95

**T3130BGM**  
30W Paging Amplifier  
→ p. 95

**DMA2120**  
120W Paging Amplifier  
→ p. 95

### Paging Speakers

**AH-16TN**  
Horn Speaker

- 8Ω, 25/70V, 16W
- Indoor or outdoor use
- Surface mount

→ p. 96

**AH-32TN**  
Horn Speaker

- 8Ω, 25/70V, 32W
- Indoor or outdoor use
- Surface mount

→ p. 96

**SP-2570N**  
Ceiling Speaker

- 8Ω, 25/70V, 5W
- Indoor use
- Flush mount

→ p. 96

**PS-2420UL**  
24V DC, 2A Power Supply  
→ p. 97

2 wires  
Aiphone #822202  
(max. 16')

2 wires  
Aiphone #822202  
(max. 500')

2 wires  
Aiphone #821802

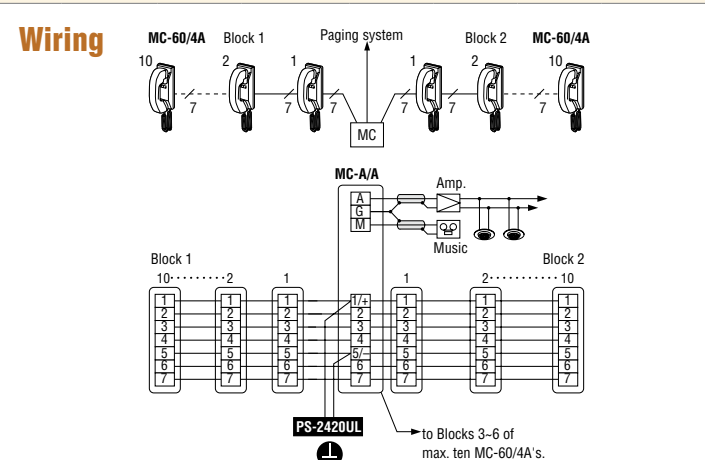
- ### System Features
- Maximum 60 station paging and communication system
  - Selective 4 talk channels with in-use LED's
  - Conference call among 3 stations
  - Music goes mute while paging
  - Reinforced modular coil cord on MC-60/4A

### Dimensions

	INCHES				MILLIMETERS			
	Height	Width	Depth	Diameter	Height	Width	Depth	Diameter
AH-16TN, AH-32TN	-	-	9"	8-1/8"	-	-	229	206
DMA2060, DMA2120	4"	10-13/16"	11"	-	102	274	280	-
MC-60/4A	9-3/16"	3-9/16"	3-11/16"	-	234	90	94	-
MC-60/4B	4"	8-7/8"	7-1/2"	-	102	225	190	-
MC-A/A	2"	3-9/16"	5-5/8"	-	51.5	91	143	-
SP-2570N	-	-	**	12-7/8"	-	-	**	327
T3115BGM, T3130BGM	3-1/2"	10-1/2"	9-1/2"	-	89	267	242	-

\*\*SP-2570N has a 3/8" depth projection from the surface.

- ### Specifications
- Power Source** 24V DC – use PS-2420UL
  - Communication** Handset (full-duplex)
  - Wire Type** 7 wires in loop, non-twisted, low capacitance, PE insulation – use Aiphone #852207
  - Distance** MC-A/A to farthest MC-60/4A or MC-60/4B\* on block: 1,700'(22AWG) 4,000'(18AWG)
  - \*Total cumulative wiring distance for system: 5,000'(22AWG)



## Speaker Driver & Acoustic Tube

### IAI-100

Speaker Driver and Acoustic Tube Kit  
(includes DR-100 Speaker Driver and AI-100 Acoustic I/O Tube with noise cancelling microphone.)

### DR-100

Speaker Driver  
(not sold separately)

- Window or ceiling mount
- Indoor or outdoor use
- Access panel for future maintenance

### AI-100

Acoustic I/O Tube  
(not sold separately)

- Noise cancelling microphone
- Mounting rails included

## Control Unit & Operation Unit

### IMU-100

Control and Operation Unit Kit  
(includes MU-100 Control Unit and OU-100 Operation Unit with supplied connector.  
IME-100 Gooseneck Microphone sold separately.)

2 wires  
Aiphone  
#822202  
(max. 66')

2 wires  
Aiphone  
#821802  
(max. 66')

### MU-100

Control Unit  
(not sold separately)

- Operation, sensitivity, volume, and power controls
- Rubber feet prevent slipping
- Desk mount or mount under the counter with supplied bracket

### OU-100

Operation Unit  
(not sold separately)

- Supplied connector
- Rubber feet prevent slipping
- Desk mount

### IME-100

Gooseneck Microphone  
(sold separately)

- Flexible neck
- Hands-free communication

2 wires  
Aiphone  
#821802  
(max. 66')

**PS-2420UL**  
24V DC, 2A  
Power Supply  
→ p. 97

## Accessories

### IAX-100

39-3/8" Acoustic Tube Extension  
→ p. 99



**ISE-100**  
Proximity Sensor  
→ p. 99

**IME-150**  
Optional Microphone  
→ p. 99



**SP-2570N**  
8Ω, 25/70V, 5W  
Ceiling Speaker  
→ p. 96

## Box Set

### IM Series Box Set

**IM-1:** IMU-100, IAI-100, IAX-100, IME-100, ISE-100, and PS-2420UL

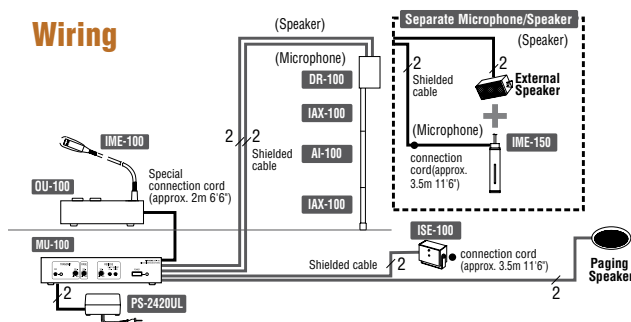
## System Features

- Inconspicuous units do not obscure faces of those approaching a ticket/customer window for added visibility and security
- Flexible gooseneck microphone can be adjusted to virtually any position
- Computer style headset can be used (not supplied by Aiphone)
- Uses voice-actuated communication (VOX) system, requiring no additional operations during conversation
- When the TALK switch is off, the Operation Unit is put on standby, but sound from public side is still heard at reduced volume
- By linking the system to a motion sensor, communication mode is automatically activated when a customer is present

## Dimensions

	INCHES			MILLIMETERS		
	Height	Width	Depth	Height	Width	Depth
<b>AI-100</b>	15-1/4"	1-1/16"	15/16"	388	27	24
<b>DR-100</b>	5-7/8"	3-5/16"	1-7/16"	150	84	36
<b>IAX-100</b>	15/16"	39-3/8"	1-1/16"	24	1000	27
<b>IME-100</b>	20-1/16"	1-9/16"	-	510	40	-
<b>IME-150</b>	4-1/2"	7/8"	1/2"	115	23	13
<b>ISE-100</b>	2-3/8"	2-7/8"	1-3/16"	60	72	30
<b>MU-100</b>	8-1/8"	8-1/4"	1-3/4"	206	210	45
<b>OU-100</b>	6-5/16"	5-1/8"	1-15/16"	160	130	49

## Wiring



## Specifications

- Power Source** 24V DC, 120mA standby, 780mA max. – use PS-2420UL
- Communication** Hands-free (VOX) or push-to-talk (simplex) -  
Transmit output: 3W 4Ω  
Receive output: 1.5W 16Ω
- Headset** Ø3.5mm plug -  
Rated input: 40mW or more  
Max. input: 100mW or more  
Impedance: 32Ω

- External Speaker** Rated input: 3W or more – use SP-2570N  
Max. input: 6W or more  
Impedance: 4 to 8Ω
- Wire Type** DR-100 to MU-100:  
2 x 2-cond., overall shield – use Aiphone #822202 or #821802
- Distance** DR-100 to MU-100:  
66'(22AWG/18AWG)

**Door Stations: Mix and match up to 2** (counts toward total capacity of 25 stations)



**AX-DM**  
Audio Door Station  
• Plastic cover  
• Mullion surface mount  
→ p. 84



**IF-DA**  
Audio Door Station  
• Plastic cover  
• Surface mount  
→ p. 86



**IE-JA**  
Audio Door Station  
• Stainless steel faceplate  
• Flush mount  
• Fits 2-gang box  
→ p. 86



**IE-SS/A**  
Audio Door Station  
• Stainless steel  
• Flush mount  
• Fits 2-gang box  
→ p. 86



**IE-SSR**  
Audio Door Station  
• Red mushroom call button  
• Stainless steel  
• Flush mount  
• Fits 2-gang box  
→ p. 86



**IE-SSV**  
Audio Door Station  
• Built-in CCTV camera  
• Stainless steel  
• Flush mount  
• Fits 2-gang box  
→ p. 86

## Paging Speakers



**AH-16TN**  
Horn Speaker  
• 8Ω, 25/70V, 16W  
• Indoor or outdoor use  
• Surface mount  
→ p. 96



**AH-32TN**  
Horn Speaker  
• 25/70V, 32W  
• Indoor or outdoor use  
• Surface mount  
→ p. 96



**SP-2570N**  
Ceiling Speaker  
• 8Ω, 25/70V, 5W  
• Indoor use  
• Flush mount  
→ p. 96

## Door Station Adaptor



**DE-UR**  
Door Station Adaptor  
(1 per door)

2 wires  
Aiphone #822202  
(max. 500')

4 wires  
Aiphone #822206

## Paging Amplifiers: 1 required for each PD-1 or PD-2



**T3115BGM**  
15W Paging Amplifier  
→ p. 95

**T3130BGM**  
30W Paging Amplifier  
→ p. 95



**DMA2060**  
60W Paging Amplifier  
→ p. 95

**DMA2120**  
120W Paging Amplifier  
→ p. 95

2 wires  
Aiphone #822202

2 wires  
Aiphone #822202

## System Features

- 1, 3, 6, 12, and 24-call handset audio master stations available
- Audio door stations can be added (1 or 2 doors)
- Up to 23 master stations when 2 door stations are installed
- Paging zone(s) with optional talkback
- External signaling device when calling a handset (requires RY-AC/A)

## Dimensions

	INCHES				MILLIMETERS			
	Height	Width	Depth	Diameter	Height	Width	Depth	Diameter
AH-16TN, AH-32TN	-	-	9"	8-1/8"	-	-	229	206
AX-DM	6-5/16"	1-11/16"	7/8"	-	160	43	22.5	-
DE-UR	6-5/16"	5-7/8"	1-3/4"	-	160	150	45	-
DMA2060, DMA2120	4"	10-13/16"	11"	-	102	274	280	-
IE-JA	4-1/2"	4-9/16"	*	-	115	116	*	-
IE-SS/A, IE-SSR, IE-SSV	4-3/4"	4-3/4"	*	-	121	121	*	-
IF-DA	5-1/8"	3-7/8"	1-1/8"	-	130	98	28.5	-
PD-1, PD-2	2"	3-9/16"	5-7/16"	-	51.5	90	138	-
SP-2570N	-	-	**	12-7/8"	-	-	**	327
T3115BGM, T3130BGM	3-1/2"	10-1/2"	9-1/2"	-	89	267	242	-
TD-nH/B, TD-nHL (n = 1, 3, 6, or 12)	8-1/4"	3-15/16"	2-7/8"	-	210	100	73	-
TD-24H/B	8-1/4"	3-15/16"	3-1/4"	-	210	100	83	-

\* Aiphone recommends a 2-1/2" minimum back box depth for all flush mount stations.  
\*\* SP-2570N has a 3/8" depth projection from the surface.



## Master Stations: Mix and match up to 25 master stations and paging components

(Mix and match up to 23 master stations and paging components when 2 door stations are installed)



### TD-1H/B\*

1-Call Audio Master Station

- Handset for privacy

### TD-1HL\* (not shown)

1-Call Audio Master Station

- Handset for privacy
- Call LED
- Tone-off switch



### TD-3H/B

3-Call Audio Master Station

- Handset for privacy

### TD-3HL (not shown)

3-Call Audio Master Station

- Handset for privacy
- Call LED
- Tone-off switch



### TD-6H/B

6-Call Audio Master Station

- Handset for privacy

### TD-6HL (not shown)

6-Call Audio Master Station

- Handset for privacy
- Call LED
- Tone-off switch



### TD-12H/B

12-Call Audio Master Station

- Handset for privacy

### TD-12HL (not shown)

12-Call Audio Master Station

- Handset for privacy
- Call LED
- Tone-off switch



### TD-24H/B

24-Call Audio Master Station

- Handset for privacy

\*TD-1H/B and TD-1HL cannot be used for door answering

## Paging Adaptors: Select up to 12



### PD-1\*

Zone Paging Adaptor

→ p. 95



### PD-2\*

Zone Paging / Talkback Adaptor

→ p. 95

\* One paging amplifier required for each PD-1 or PD-2 – use T3115BGM, T3130BGM, DMA2060, or DMA2120

3 wires  
Aiphone  
#822203


2 wires  
Aiphone  
#822202



### PS-1225UL

12V DC Power Supply

→ p. 97



### HID-SS

Card Access Station with HID® ProxPoint® Plus Proximity Card Reader


→ p. 92



### SBX-2G

Surface Mount Box for IE-JA, IE-SS/A, IE-SSR, or IE-SSV


→ p. 90



### SBX-2BH

Horizontal Surface Mount Box for HID-SS and one IE-JA, IE-SS/A, IE-SSR, or IE-SSV

→ p. 90



### SSB-2


Ceiling Support Bracket for SP-2570N

→ p. 96



### TDW-nA

Terminal Box for TD-nH/B (n=1, 3, 6, 12 or 24)



### RY-AC/A

External Signaling Relay

→ p. 93

TD-H Series Wire Types	Wire #	Gauge	Conductor
Door Station to DE-UR	822202	22 AWG	2 cond., overall shield
DE-UR to Master Station	822206	22 AWG	6 cond., non-shielded
TD-1H/B, TD-1HL	822206	22 AWG	6 cond., non-shielded
TD-3H/B, TD-3HL, TD-6H/B, TD-6HL	822210	22 AWG	10 cond., overall shield
TD-12H/B, TD-12HL, TD-24H/B*	812216	22 AWG	16 cond., non-shielded

\*Two runs of 812216 are required for full functionality of the TD-24H/B

## Specifications

**Power Source** 12V DC – use PS-1225UL

**Communication** Handset (full-duplex)

**Door Release** N/O dry contact  
30V AC/DC, 1A (at DE-UR)

**Wire Type** Variable wire types – see table on this page

**Distance** Door Station to Door Station Adaptor:  
500'(22AWG) 1,200'(18AWG)  
Between Master Stations:  
2,000'(22AWG) 4,800'(18AWG)

## Door/Sub/Speaker Stations: Mix and match up to 3



**LE-SS-1G**  
Audio Door Station

- Stainless steel
- Flush mount
- Fits 1-gang box → p. 87



**LE-SS/A**  
Audio Door Station

- Stainless steel
- Flush mount
- Fits 2-gang box → p. 87



**LE-SSR**  
Audio Door Station

- Red mushroom call button
- Stainless steel
- Flush mount
- Fits 2-gang box → p. 87



**LE-SSV**  
Audio Door Station

- Built-in CCTV camera
- Stainless steel
- Flush mount
- Fits 2-gang box → p. 87



**LS-NVP/C**  
Audio Door Station

- Powder-coated steel
- Flush mount
- Fits 3-gang box → p. 87



**AS-3A**  
Audio Sub Station

- Wall or desk mount



**AH-108**  
Horn Speaker

- 8Ω, 10W
- Indoor or outdoor use
- Surface mount → p. 96



**AS-3N**  
Ceiling Speaker Sub Station

- Hands-free reply
- Indoor use
- Flush mount → p. 96

## Master Stations: Select 1



**MP-1S**  
1-Call Audio Master Station

- Wall or desk mount



**MP-3S**  
3-Call Audio Master Station

- Wall or desk mount

2 wires  
Aiphone  
#822202  
(max. 330')

2 wires  
Aiphone  
#822202

**PS-1225UL**  
12V DC Power Supply  
→ p. 97

## Accessories




**HID-SS**  
Card Access Station with HID® ProxPoint® Plus Proximity Card Reader  
→ p. 92



**SBX-1G**  
Surface Mount Box for LE-SS-1G  
→ p. 90



**SBX-2G**  
Surface Mount Box for LE-SS/A, LE-SSR, or LE-SSV  
→ p. 90



**SBX-2BH**  
Horizontal Surface Mount Box for HID-SS and one LE-SS/A, LE-SSR, or LE-SSV  
→ p. 90



**SBX-NVP**  
Surface Mount Box for LS-NVP/C  
→ p. 90



**N-EA**  
Surface Mount Round Frame for AS-3N  
→ p. 96



**NBZ-M**  
Surface Mount Square Frame for AS-3N  
→ p. 96



**NP-B**  
Flush Mount Indoor Call Button



**NP-W**  
Surface Mount Box for NP-B



**NP-25V**  
33µF, 25V Non-Polarized Capacitor

## System Features

- Single master system with 1 or 3-call master station
- 2.5W output power for higher noise areas
- Hands-free reply from remote station
- 8Ω horn or speaker can be used as a sub
- Optional call button at sub station (NP-B)
- Variety of subs, or use 8Ω horn speaker with NP-25V capacitor

## Dimensions

	INCHES				MILLIMETERS			
	Height	Width	Depth	Diameter	Height	Width	Depth	Diameter
<b>AH-108</b>	-	-	6-1/2"	6-1/8"	-	-	165	156
<b>AS-3A</b>	6-15/16"	5-13/16"	3-1/16"	-	177	148	78	-
<b>AS-3N</b>	-	-	2-7/16"	7-1/16"	-	-	62.5	180
<b>LE-SS/A, LE-SSR, LE-SSV</b>	4-3/4"	4-3/4"	*	-	119.89	119.89	*	-
<b>LE-SS-1G</b>	4-1/2"	2-3/4"	*	-	114.3	69.85	*	-
<b>LS-NVP/C</b>	7-1/2"	5-1/2"	*	-	191	140	*	-
<b>MP-1S, MP-3S</b>	6-15/16"	5-13/16"	3-1/16"	-	177	148	78	-

\*Aiphone recommends a 2-1/2" minimum back box depth for all flush mount stations.

## Specifications

**Power Source** 12V DC – use PS-1225UL

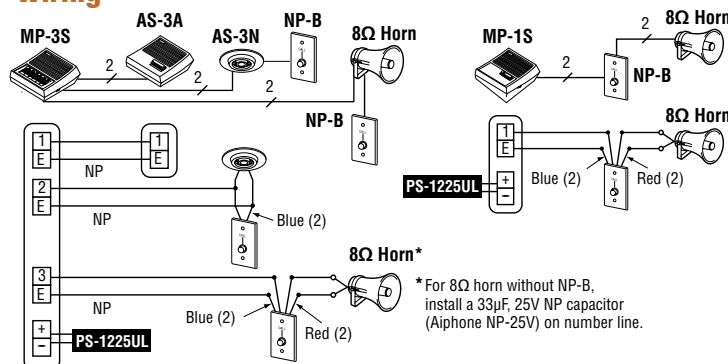
**Communication** Push-to-talk (simplex)

**Door Release** N/A

**Wire Type** Door Station, Sub Station, or Speaker Station to Master Station: 2-cond., overall shield – use Aiphone #822202 or #821802

**Distance** Door Station, Sub Station, or Speaker Station to Master Station: 330'(22AWG) 720'(18AWG)

## Wiring



\* For 8Ω horn without NP-B, install a 33µF, 25V NP capacitor (Aiphone NP-25V) on number line.

## Door/Sub/Speaker Stations: Mix and match up to 10



**LE-SS-1G**  
Audio Door Station

- Stainless steel
- Flush mount
- Fits 1-gang box → p. 87



**LE-SS/A**  
Audio Door Station

- Stainless steel
- Flush mount
- Fits 2-gang box → p. 87



**LE-SSR**  
Audio Door Station

- Red mushroom call button
- Stainless steel
- Flush mount
- Fits 2-gang box → p. 87



**LE-SSV**  
Audio Door Station

- Built-in CCTV camera
- Stainless steel
- Flush mount
- Fits 2-gang box → p. 87



**LS-NVP/C**  
Audio Door Station

- Powder-coated steel
- Flush mount
- Fits 3-gang box → p. 87



**AS-3A**  
Audio Sub Station

- Wall or desk mount



**AH-16TN**  
Horn Speaker

- 8Ω, 25/70V, 16W
- Indoor or outdoor use
- Surface mount → p. 96



**AS-3N**  
Ceiling Speaker Sub Station

- Hands-free reply
- Indoor use
- Flush mount → p. 96

## Master Stations: Select 1



**AP-1M**  
1-Call Audio Master Station

- Wall or desk mount
- Volume controls

**AP-5M** (not shown)  
5-Call Audio Master Station

- Wall or desk mount
- Volume controls
- Occupied LED



**AP-10M**  
10-Call Audio Master Station

- Wall or desk mount
- Volume controls
- Occupied LED

2 wires  
Aiphone #822202 (max. 490')

2 wires  
Aiphone #822202 (max. 490' per sub)

## Master Stations: Select 1 (optional)



**AP-1M**  
1-Call Audio Master Station  
(requires DAK-2S per 2 AP-1Ms in the system)



**AP-5M** (not shown)  
5-Call Audio Master Station

**AP-10M**  
10-Call Audio Master Station

## Accessories




**HID-SS**  
Card Access Station with HID® ProxPoint® Plus Proximity Card Reader → p. 92



**SBX-1G**  
Surface Mount Box for LE-SS-1G → p. 90



**SBX-2G**  
Surface Mount Box for LE-SS/A, LE-SSR, or LE-SSV → p. 90



**SBX-2BH**  
Horizontal Surface Mount Box for HID-SS and one LE-SS/A, LE-SSR, or LE-SSV → p. 90



**SBX-NVP**  
Surface Mount Box for LS-NVP/C → p. 90



**N-EA**  
Surface Mount Round Frame for AS-3N → p. 96



**NBZ-M**  
Flush Mount Square Frame for AS-3N → p. 96



**DAK-2S**  
Dual Adaptor Kit → p. 99



**NP-B**  
Flush Mount Indoor Call Button



**NP-W**  
Surface Mount Box for NP-B



**NP-25V**  
33μF, 25V Non-Polarized Capacitor

## System Features

- High output power for large or noisy areas
- 1, 5, and 10-call masters available
- Separate transmit and receive volume controls
- Variety of subs, or use 8Ω horn speaker with NP-25V capacitor

## Dimensions

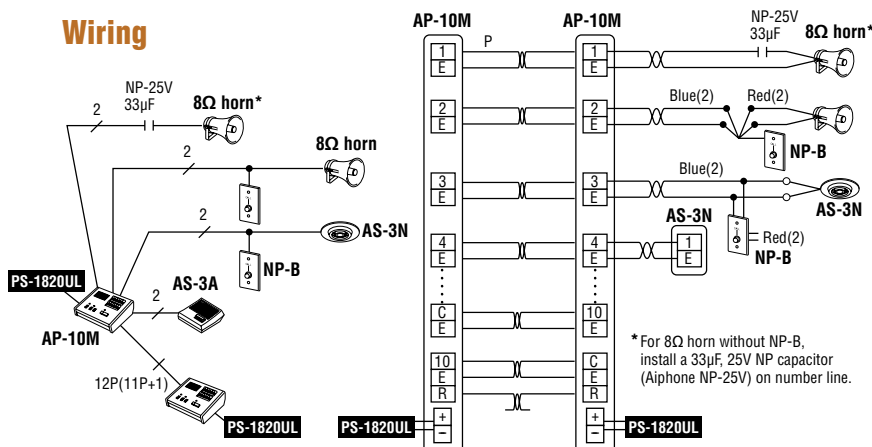
	INCHES				MILLIMETERS			
	Height	Width	Depth	Diameter	Height	Width	Depth	Diameter
<b>AH-108</b>	-	-	6-1/2"	6-1/8"	-	-	165	156
<b>AP-1M</b>	9-7/16"	7-11/16"	4-1/2"	-	240	196	114	-
<b>AP-5M, AP-10M</b>	9-15/16"	10-7/8"	5-1/2"	-	253	276	140	-
<b>AS-3A</b>	6-15/16"	5-13/16"	3-1/16"	-	177	148	78	-
<b>AS-3N</b>	-	-	2-7/16"	7-1/16"	-	-	62.5	180
<b>LE-SS/A, LE-SSR, LE-SSV</b>	4-3/4"	4-3/4"	*	-	119.89	119.89	*	-
<b>LE-SS-1G</b>	4-1/2"	2-3/4"	*	-	114.3	69.85	*	-
<b>LS-NVP/C</b>	7-1/2"	5-1/2"	*	-	191	140	*	-

\*Aiphone recommends a 2-1/2" minimum back box depth for all flush mount stations.

## Specifications

- Power Source** 110-125V AC, 50/60Hz
- Communication** Push-to-talk (simplex)
- Door Release** N/A
- Wire Type** Door Station, Sub Station, or Speaker Station to Master Station: 2-cond., overall shield – use Aiphone #822202 or #821802
- Distance** Door Station, Sub Station, or Speaker Station to Master Station: 490'(22AWG) 1,200'(18AWG)

## Wiring



# NEM Series Lamp Memory Intercom

## Door Stations: Mix and match up to 40



**NE-DA**  
Audio Door Station  
• Plastic cover  
• Surface mount  
→ p. 88



**NE-SS-1G**  
Audio Door Station  
• Stainless steel  
• Flush mount  
• Fits 1-gang box  
→ p. 88



**NE-JA**  
Audio Door Station  
• Stainless steel  
• Stainless steel faceplate  
• Flush mount  
• Fits 2-gang box  
→ p. 88



**NE-SS/A**  
Audio Door Station  
• Stainless steel  
• Flush mount  
• Fits 2-gang box  
→ p. 88



**NE-SSR**  
Audio Door Station  
• Red mushroom call button  
• Stainless steel  
• Flush mount  
• Fits 2-gang box  
→ p. 88



**NE-NVP/C**  
Audio Door Station  
• Powder-coated steel  
• Flush mount  
• Fits 3-gang box  
→ p. 88

2 wires  
Aiphone #822202  
(max. 420' NE-JA Max. 360')

## Door Station: Mix and match up to 40



**NE-NVP-RA**  
ADA Compliant Audio Door Station  
• Braille signage  
• Call status indicators  
• Red mushroom call button  
• Powder-coated steel  
• Flush mount  
• Fits 3-gang box  
→ p. 88

4 wires  
Aiphone #822206  
(max. 420')

2 wires  
Aiphone #822202  
(max. 420')

## Sub/Speaker Stations: Mix and match up to 40



**NB-L**  
Ceiling Speaker Sub Station  
• Call-in LED  
• Hands-free reply  
• Indoor use  
• Flush mount  
→ p. 96



**NA-NE**  
Audio Sub Station  
• Aluminum  
• Flush mount



**NA-A**  
Audio Sub Station  
• Wall or desk mount



**NA-AN**  
Privacy Audio Sub Station  
• Privacy button  
• Wall or desk mount



**NA-T/A**  
Handset Audio Sub Station  
• Handset for privacy  
• Wall mount



**NBR-7AS**  
Bathroom Pull Cord  
• Moisture resistant

## Healthcare Options: Select 1 per sub station



**NBR-8A**  
Bedside Call Button  
(requires NBY-1A)



**NBY-1A**  
Plug-In Wall Jack  
(required for NBR-8A)



**NAR-2A**  
Call Reset Button



**NAR-6A**  
Call Button



**NBY-4A**  
Corridor Call Light

2 wires  
Aiphone #822202

## Paging Adaptor: Mix and match up to 40



**BA-1**  
Paging Adaptor  
→ p. 95

2 wires  
Aiphone #822202  
(max. 420')

## Master Station Features

- Master in 10, 20, 30, and 40-station sizes (with or without handset)
- Built-in All Call, Selective Call, and Group Call
- Push-to-talk at master or use handset, hands-free at sub
- Group Call up to 10 subs at a time

## System Features

- Optional background music – requires NB-U (max. 40 stations) and 10W, 25V or 8Ω PA amp (T3115BGM)

## Specifications

**Power Source** 24V DC – use PS-2420UL

**Communication** Handset (VOX) or push-to-talk (simplex)

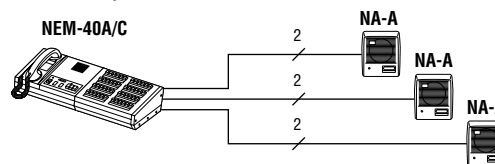
**Door Release** N/A

**Wire Type** Door Station or Sub Station to Master Station:  
2-cond., overall shield – use Aiphone #822202 or #821802

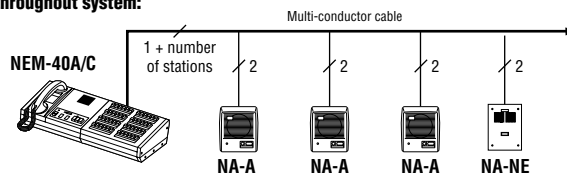
**Distance** Door Station or Sub Station to Master Station:  
420'(22AWG) 1,000'(18AWG)  
NE-JA to Master Station: 360'(22AWG) 880'(18AWG)

## Wiring

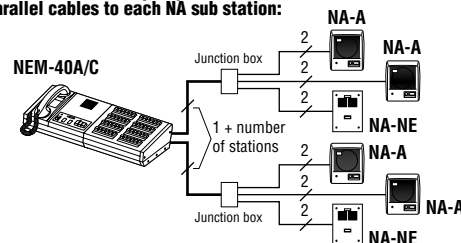
Run parallel cables to each NA sub station (in the same conduit):



Run multi-conductor cable throughout system:



Run multi-conductor cables up to junction box, then run parallel cables to each NA sub station:



## Master Stations: Mix and match up to 2



**NEM-10/C**  
10-Call Audio Master Station

- Selective Call, Group Call, and All Call
- Volume controls



**NEM-10A/C**  
10-Call Handset Audio Master Station

- Selective Call, Group Call, and All Call
- Volume controls
- Handset for privacy



**NEM-20/C**  
20-Call Audio Master Station

- Selective Call, Group Call, and All Call
- Volume controls



**NEM-20A/C**  
20-Call Handset Audio Master Station

- Selective Call, Group Call, and All Call
- Volume controls
- Handset for privacy



**NEM-30/C**  
30-Call Audio Master Station

- Selective Call, Group Call, and All Call
- Volume controls



**NEM-30A/C**  
30-Call Handset Audio Master Station

- Selective Call, Group Call, and All Call
- Volume controls
- Handset for privacy



**NEM-40/C**  
40-Call Audio Master Station

- Selective Call, Group Call, and All Call
- Volume controls



**NEM-40A/C**  
40-Call Handset Audio Master Station

- Selective Call, Group Call, and All Call
- Volume controls
- Handset for privacy

### IMPORTANT NOTES:

NEM master stations no longer support the connection of add-on selectors. When installing 2 masters, 1 NEW-5 is required for every 5 shared door/sub stations.

2 wires  
Aiphone  
#822202



**PS-2420UL**  
24V DC, 2A  
Power Supply  
→ p. 97

## Accessories




**HID-SS**  
Card Access Station with  
HID® ProxPoint® Plus  
Proximity Card Reader  
→ p. 92



**SBX-1G**  
Surface  
Mount Box  
for NE-SS-1G  
→ p. 90



**SBX-2G**  
Surface Mount Box  
for NE-JA, NE-SS/A,  
or NE-SSR  
→ p. 90



**SBX-2BH**  
Horizontal Surface Mount  
Box for HID-SS and one  
NE-JA, NE-SS/A, or NE-SSR  
→ p. 90



**SBX-NVP**  
Surface Mount  
Box for NE-NVP/C  
or NE-NVP-RA  
→ p. 90



**NBX-2**  
Surface Mount  
Box for NA-NE  
→ p. 99




**IER-2**  
Call Extension Speaker  
→ p. 94



**RY-ES**  
External Signaling Relay  
→ p. 93



**NEW-5**  
Dual Master Call Adaptor  
for NEM master stations  
(1 per 5 shared stations -  
requires PS-1225UL)  
→ p. 94



**NB-U**  
Background Music Adaptor  
(cannot be used in a  
dual-master system)  
→ p. 94

## Dimensions

	INCHES				MILLIMETERS			
	Height	Width	Depth	Diameter	Height	Width	Depth	Diameter
<b>BA-1</b>	4-1/8"	2-1/2"	1-1/2"	-	105	64	38	-
<b>NA-A, NA-AN</b>	6-5/8"	5-9/16"	2-15/16"	-	169	142	74	-
<b>NA-NE</b>	8-11/16"	6-5/16"	*	-	220	160	*	-
<b>NA-T/A</b>	9-1/8"	3-11/16"	4-1/8"	-	232	94	105	-
<b>NB-L</b>	-	-	2-7/16"	7-1/16"	-	-	62.5	180
<b>NE-DA</b>	5-1/8"	3-7/8"	1-1/8"	-	130	98	28.5	-
<b>NE-JA</b>	4-1/2"	4-9/16"	*	-	115	116	*	-
<b>NEM-10/C, NEM-20/C</b>	10-1/4"	13-5/8"	5-1/2"	-	260	346	140	-
<b>NEM-10A/C, NEM-20A/C</b>	10-1/4"	17-9/16"	6-15/16"	-	260	446	176	-
<b>NEM-30/C, NEM-40/C</b>	10-1/4"	19-1/2"	5-1/2"	-	260	496	140	-
<b>NEM-30A/C, NEM-40A/C</b>	10-1/4"	23-7/16"	6-15/16"	-	260	596	176	-
<b>NE-NVP/C, NE-NVP-RA</b>	7-1/2"	5-1/2"	*	-	191	140	*	-
<b>NE-SS/A, NE-SSR</b>	4-3/4"	4-3/4"	*	-	119.89	119.89	*	-
<b>NE-SS-1G</b>	4-1/2"	2-3/4"	*	-	114.3	69.85	*	-

\*Aiphone recommends a 2-1/2" minimum back box depth for all flush mount stations.

## Sub Stations: Mix and match up to 10 per trunk with up to 8 trunks



### NH-1SA/A

Single Jack Bedside Audio Sub Station

- One jack for bedside call button or dummy plug
- Hands-free communication
- Flush mount
- Fits 2-gang box

### NH-2SA/A (not shown)

- Dual Jack Bedside Audio Sub Station
- Two jacks for bedside call buttons, dummy plugs, or one of each
  - Hands-free communication
  - Flush mount
  - Fits 2-gang box

### NH-1SA-ACB\* (not shown)

- Audio Sub Station
- Built-in call button in place of jack
  - Hands-free communication
  - Flush mount
  - Fits 2-gang box



### NHR-DPA\*

- Dummy Plug
- Placeholder for unused sub station jack ports
  - Prevents cord-out urgent calls



### NHR-3TS

Dual Corridor Light Sub Station  
(required for NHR-7A if NH-1SA/A, NH-1SA-ACB, or NH-2SA/A are not used)

- Allows the urgent call pull cord to be used without the need for a bedside station
- Two lights indicate call location
- Stainless steel faceplate
- Flush mount
- Fits 2-gang box

**One bedside call button or dummy plug is required per sub station jack**



### NHR-8C

- Bedside Call Button
- Button activates routine call at master
  - Cord-out activates urgent call at master

### NHR-8A-L\* (not shown)

- Bedside Call Button
- Button activates routine call at master
  - Cord-out activates urgent call at master
  - Latching call button
  - Gray color

## Central Control Unit



### NHX-80X

- Central Control Unit
- Controls system functions with microprocessor
  - Compact, slim design
  - Screwless wire connectors



### NHR-30K

- 30-Call Add-On Truck Card  
(required for NHX-30G)
- Installs into NHX-80X
  - Provides additional capacity for NHX-30G Add-On Selector

## Master Station

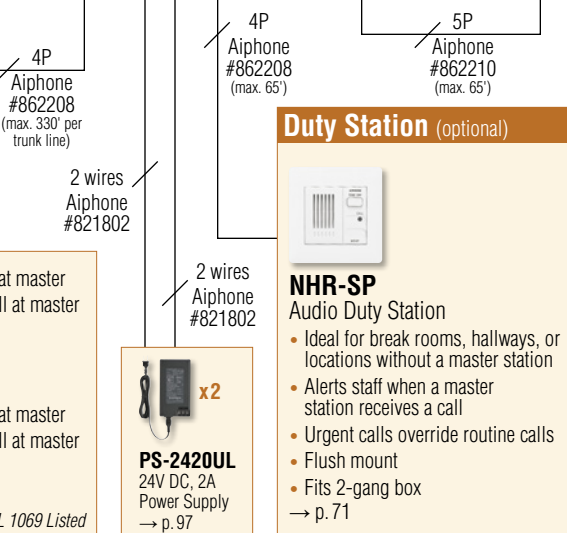


### NHX-50M

- 50-Call Audio Master Station
- Priority level LED indicator
  - Automatically connects to next call in priority
  - Handset or push-to-talk communication
  - Desk or wall mount

### NHX-30G

- 30-Call Add-On Selector  
(requires NHR-30K to be installed into NHX-80X)
- Plugs into NHX-50M with supplied connectors
  - Expands NHX-50M to an 80-call master station



## Duty Station (optional)



### NHR-SP

- Audio Duty Station
- Ideal for break rooms, hallways, or locations without a master station
  - Alerts staff when a master station receives a call
  - Urgent calls override routine calls
  - Flush mount
  - Fits 2-gang box

## Accessories



- NHR-7A Urgent Call Pull Cord → p. 71



- NHR-4A/A LED Corridor Light (red and amber LEDs) → p. 71



- NHR-3A-4 4-Zone Call Indicator Light (requires 1 PS-2420UL per 2 NHR-3A-4s with a max. of 4 NHR-3A-4s) → p. 71

## System Features

- One master, one duty, and up to 80 sub stations
- Single and dual jack bedside sub stations
- Multi-station capability per patient room
- Three types of call-ins from sub stations: routine call, bathroom call and cord-out trouble call, identified by tone and blinking LED (with priority according to urgency and time of call)
- NHR-3TS sub station is ideal for common areas
- Duty station for call annunciation in separate area
- Optional 4-zone light (max. 4)

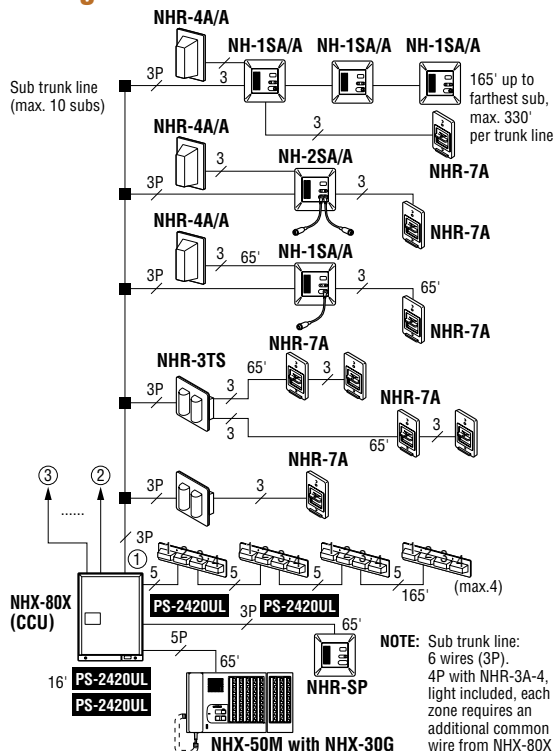
## Dimensions

	INCHES			MILLIMETERS		
	Height	Width	Depth	Height	Width	Depth
NH-1SA/A, NH-2SA/A, NH-1SA-ACB, NHR-SP	4-3/4"	4-9/16"	1-13/16"	120	116	46
NHR-3A-4	17-5/8"	4-3/4"	1-7/8"	448	121	48
NHR-3TS	4-3/4"	4-9/16"	2-7/8"	120	116	73
NHR-4A/A	4-3/4"	2-3/4"	1-1/16"	120	70	27
NHR-7A	4-1/2"	2-13/16"	1-3/4"	115	71	44
NHX-30G	8-1/4"	3-9/16"	2-5/16"	210	90	58.5
NHX-50M	8-1/4"	11"	3-11/16"	210	280	94
NHX-80X	18-1/8"	13-3/8"	3-7/8"	460	340	98

## Specifications

For NHX Series specifications, see p. 71

## Wiring



# NHX Series Components

## Central Control Unit



**NHX-80X**  
Central Control Unit



**NHR-30K**  
30-Call Add-On Truck Card  
(required for NHX-30G)

### Features (NHX-80X)

- Compact slimline design
- Controls system functions with microprocessor
- All wire terminations are made inside with easy "screwless" wire connections

### Features (NHR-30K)

- Installs into NHX-80X
- Provides additional capacity for NHX-30G add-on selector

### Specifications (NHX-80X)

- Power Source** 24V DC – use two PS-2420ULS
- Wire Type** Sub/Duty Station to Central Control Unit: 4 twisted pair, low cap, PE, overall shield – use Aiphone #862208  
Master Station to Central Control Unit: 5 twisted pair, low cap, PE, overall shield – use Aiphone #862210
- Distance** Sub Station to Central Control Unit: 165'(22AWG)  
Duty Station to Central Control Unit: 65'(22AWG)  
Master Station to Central Control Unit: 65'(22AWG)

## Master Station



**NHX-50M**  
50-Call Audio Master Station

**NHX-30G**  
30-Call Add-On Selector  
(requires NHR-30K to be installed into NHX-80X)

### Features (NHX-50M)

- Compact slimline design
- Routine call and bathroom call announced by slow or fast flashing LED and tone
- Auto-connect to next call-in priority (no need to select station)
- Alert tone sound when call cord is pulled out of patient station, wires are disconnected at patient station, or handset is off-hook for more than 90 sec.
- Handset or push-to-talk communication, tone off button, and desk or wall mount

### Features (NHX-30G)

- Plugs into NHX-50M with supplied connectors
- Expands NHX-50M to an 80-call master station

### Specifications

- Power Source** Supplied by Central Control Unit (NHX-80X)
- Communication** Handset (VOX) or push-to-talk (simplex)
- Call-In Priority** 1) Cord-out trouble call, 2) urgent bathroom call and NHR-3TS common area bathroom/staff call, 3) routine call (sub station call-ins on standby connected according to urgency level and time of call)
- Warning Tones** 1) Line-off trouble at bedside or NHR-3TS and duty station – to stop tone on duty station, plug in 2-pin jumper to CN104 in Central Control Unit, 2) 90 sec. elapse timer – call tone goes up to HIGH level, 3) 90 sec. off-hook timer – steady tone will notify handset is off-hook
- Wire Type** Master Station to Central Control Unit: 5 twisted pair, low cap, PE, overall shield – use Aiphone #862210
- Distance** Master Station to Central Control Unit: 65'(22AWG)

## Sub & Duty Stations



**NH-1SA/A**  
Single Jack Bedside Audio Sub Station



**NH-2SA/A**  
Dual Jack Bedside Audio Sub Station



**NHR-SP**  
Audio Duty Station



**NHR-3TS**  
Dual Corridor Light Sub Station  
(required for NHR-7A if NH-1SA/A, NH-1SA-ACB, or NH-2SA/A are not used)

One call cord or dummy plug is required per sub station jack



**NHR-8C**  
Bedside Call Button



**NHR-DPA\***  
Dummy Plug

\* Not UL 1069 Listed

### Features (NH-1SA/A, NH-2SA/A)

- Bedside sub station for calling and communication
- Single-jack (NH-1SA/A) and dual-jack (NH-2SA/A) for NHR-8C bedside call button(s) or NHR-DPA dummy plug(s)
- Hands-free communication
- Flush mount with standard 2-gang box

### Features (NHR-SP)

- Alerts staff when a master station receives a call (urgent calls override routine calls)
- Acknowledges any station call with tone and blinking LED (use NHX-50M to identify caller or to answer call)
- Ideal for break rooms, hallways, or locations without a master station
- Flush mount with standard 2-gang box

### Features (NHR-3TS)

- Provides call from common area, restrooms, or staff location
- Allows NHR-7A pull cord to be used without the need for a bedside sub station
- Two corridor lights indicate call location
- Wires the same as a bedside sub station
- Flush mount with standard 2-gang box
- Stainless steel faceplate

### Features (NHR-8C)

- Button activates routine call at master
- Cord-out activates urgent call at master

### Features (NHR-DPA)

- Placeholder for unused jack ports on sub stations
- Prevents cord-out urgent calls

### Specifications

- (NH-1SA/A, NH-2SA/A, NHR-SP, NHR-3TS)
- Power Source** Supplied by Central Control Unit (NHX-80X)
- Wire Type** Sub Station or Duty Station to Central Control Unit: 4 twisted pair, low cap, PE, overall shield – use Aiphone #862208
- Distance** Sub Station to Central Control Unit: 165'(22AWG)  
Duty Station to Central Control Unit: 65'(22AWG)


## Accessories



**NHR-7A**  
Urgent Call Pull Cord



**NHR-4A/A**  
LED Corridor Light  
(red and amber LEDs)



**NHR-3A-4**  
4-Zone Call Indicator Light  
(requires 1 PS-2420UL per 2 NHR-3A-4s with a max. of 4 NHR-3A-4s)

### Features (NHR-7A)

- Latching call switch
- Waterproof for bathroom areas
- Durable and strong nylon pull cord with pendant
- Can be used without cord as urgent call station (with NHR-3TS)
- LED "call placed" indicator
- Flush mount with standard 1-gang box

### Features (NHR-3A-4)

- 4 individual lights
- Easy 5-cond. wiring from NHX-80X
- Wall or ceiling mount
- Lights indicate which zone or area has an unanswered call

### Features (NHR-4A/A)

- White lamp for bedside call, red lamp for bathroom call
- Easy wiring to bedside sub station
- Flush mount with standard 1-gang box

# Components & Accessories





# IX Series Audio Door Stations

## Audio Door Station Weather Resistant • Surface Mount



**IX-BA**  
IP Addressable  
Audio Door Station

- PoE
- Plastic cover
- Surface mount

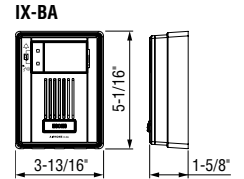
### Features

- Weather resistant
- Programmable Form C dry contact for door release (24V AC/DC, 500mA)
- Indoor or outdoor use
- Connects using CAT-5e or CAT-6 cable
- 802.3af PoE compliant

### Specifications

Power Source PoE (802.3af compliant)  
 Communication Hands-free  
 Temp. Rating 14°–140°F (-10°–60°C)  
 Material Fire-retardant resin  
 Mounting Surface mount  
 Wire Type CAT-5e or CAT-6  
 Distance Door Station to Network Node: 330'

**Used with:**  
IX Series



## Audio Door Station Weather Resistant • Flush Mount



**IX-SS**  
IP Addressable  
Audio Door Station

- PoE
- Stainless steel
- Flush mount
- Mounting box included



**Surface mount box available!**  
See p. 89

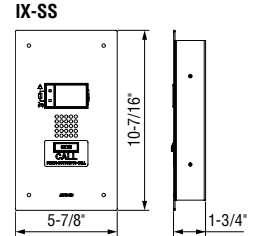
### Features

- Weather resistant
- Programmable Form C dry contact for door release (24V AC/DC, 500mA)
- Indoor or outdoor use
- Connects using CAT-5e or CAT-6 cable
- 802.3af PoE compliant

### Specifications

Power Source PoE (802.3af compliant)  
 Communication Hands-free  
 Temp. Rating 14°–140°F (-10°–60°C)  
 Material Stainless steel  
 Mounting Flush mount with included back box or surface mount with SBX-ISDVF  
 Wire Type CAT-5e or CAT-6  
 Distance Door Station to Network Node: 330'

**Used with:**  
IX Series



# IX Series Video Door Stations

## Video Door Station Fixed Camera • Weather Resistant • Surface Mount



**IX-DA**  
IP Addressable  
Video Door Station

- PoE
- Fixed camera
- Plastic cover
- Surface mount

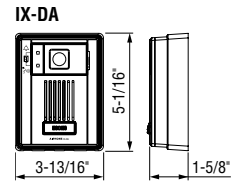
### Features

- Fixed camera provides clear video
- Weather resistant
- Programmable Form C dry contact for door release (24V AC/DC, 500mA)
- Indoor or outdoor use
- Connects using CAT-5e or CAT-6 cable
- 802.3af PoE compliant

### Specifications

Power Source PoE (802.3af compliant)  
 Communication Hands-free  
 Camera Type: 1/4" color CCD  
 Area View: 2' 1" vert. x 3' 1" horiz. at 20°  
 Temp. Rating 14°–140°F (-10°–60°C)  
 Material Fire-retardant resin  
 Mounting Surface mount  
 Wire Type CAT-5e or CAT-6  
 Distance Door Station to Network Node: 330'

**Used with:**  
IX Series



## Video Door Stations Fixed Camera • Weather Resistant • Surface Mount



**IX-DF**  
IP Addressable  
Video Door Station

- PoE
- Fixed camera
- Stainless steel
- Flush mount
- Mounting box included

**IX-DF-HID**  
IP Addressable  
Card Access Video  
Door Station

- PoE
- Fixed camera
- Stainless steel
- Flush mount
- Mounting box included
- HID® ProxPoint® Plus Proximity Card Reader

**IX-DF-HID-I**  
IP Addressable  
Card Access Video  
Door Station

- PoE
- Fixed camera
- Stainless steel
- Flush mount
- Mounting box included
- HID® iCLASS® Smart Card Reader



Surface mount boxes available! See p. 89

IP Addressable

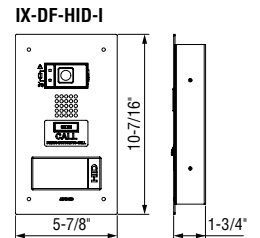
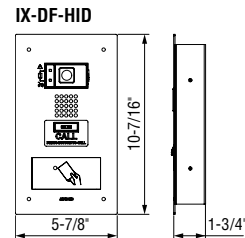
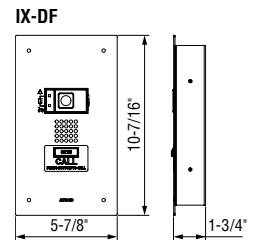
### Features

- Fixed camera provides clear video
- Weather resistant
- Programmable Form C dry contact for door release (24V AC/DC, 500mA)
- Indoor or outdoor use
- Connects using CAT-5e or CAT-6 cable
- 802.3af PoE compliant

### Specifications

Power Source PoE (802.3af compliant)  
 Communication Hands-free  
 Camera Type: 1/4" color CCD  
 Area View: 2' 1" vert. x 3' 1" horiz. at 20°  
 Temp. Rating 14°–140°F (-10°–60°C)  
 Material Stainless steel  
 Mounting Flush mount with included back box or surface mount with SBX-ISDVF  
 Wire Type CAT-5e or CAT-6  
 Distance Door Station to Network Node: 330'

**Used with:**  
IX Series



# IX Series Rescue Assistance Stations

## ADA Compliant Video RA Station

Fixed Camera • Weather Resistant • Flush Mount



### IX-DF-2RA

IP Addressable ADA Compliant Video Rescue Assistance Station

- PoE
- Fixed camera
- Lettering and Braille signage
- LED call status indicator
- Dual call buttons
- 2 Form C relay outputs
- Stainless steel
- Flush mount
- Mounting box included



Surface mount box available! See p. 89

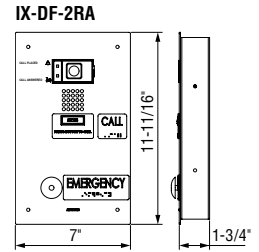
### Features

- Fixed camera provides clear video
- Weather resistant
- Programmable Form C dry contact for door release (24V AC/DC, 500mA)
- Indoor or outdoor use
- Connects using CAT-5e or CAT-6 cable
- 802.3af PoE compliant
- Call status indicator
- Tamper resistant screws
- ADA compliant Braille signage

### Specifications

- Power Source PoE (802.3af compliant)
- Communication Hands-free
- Camera Type: 1/4" color CCD
- Area View: 2' 1" vert. x 3' 1" horiz. at 20°
- Temp. Rating 14° - 140°F (-10° - 60°C)
- Material Stainless steel
- Mounting Flush mount with included back box or surface mount with SBX-ISDFVRA
- Wire Type CAT-5e or CAT-6
- Distance RA Station to Network Node: 330'

Used with:  
IX Series, RA Wall Boxes, or RA Modular Towers



## ADA Compliant Audio RA Stations

Weather Resistant • Flush Mount



IP Addressable

### IX-SS-2RA

IP Addressable ADA Compliant Audio Rescue Assistance Station

- PoE
- Lettering and Braille signage
- LED call status indicator
- Dual call buttons
- 2 Form C relay outputs
- Stainless steel
- Flush mount
- Mounting box included

### IX-SS-RA

IP Addressable ADA Compliant Audio Rescue Assistance Station

- PoE
- Lettering and Braille signage
- LED call status indicator
- Single call button
- 2 Form C relay outputs
- Stainless steel
- Flush mount
- Mounting box included



Surface mount boxes available! See p. 89

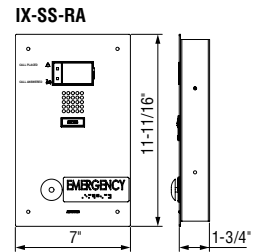
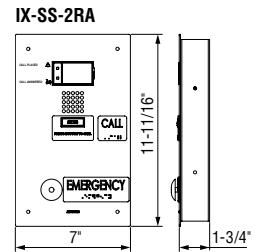
### Features

- Fixed camera provides clear video
- Weather resistant
- Programmable Form C dry contact for door release (24V AC/DC, 500mA)
- Indoor or outdoor use
- Connects using CAT-5e or CAT-6 cable
- 802.3af PoE compliant
- Call status indicator
- Tamper resistant screws
- ADA compliant Braille signage

### Specifications

- Power Source PoE (802.3af compliant)
- Communication Hands-free
- Camera Type: 1/4" color CCD
- Area View: 2' 1" vert. x 3' 1" horiz. at 20°
- Temp. Rating 14° - 140°F (-10° - 60°C)
- Material Stainless steel
- Mounting Flush mount with included back box or surface mount with SBX-ISDFVRA
- Wire Type CAT-5e or CAT-6
- Distance RA Station to Network Node: 330'

Used with:  
IX Series, RA Wall Boxes, or RA Modular Towers



# IS Series Room Sub Station

## Audio Room Sub Station

Indoor Use • Surface Mount



### IS-RS

Audio Room Sub Station

- Handset for privacy
- Indoor use
- Fire resistant ABS plastic
- Surface mount

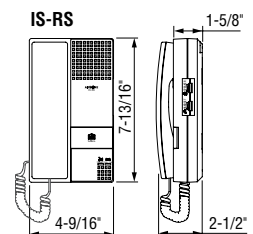
### Features

- N/O dry contact output (24V AC/DC, 500mA)
- Contact input (sensor, etc.)
- 80, 500mW output for external speaker
- Handset or hands-free communication

### Specifications

- Power Source Supplied by IS-CCU, IS-SCU, or IS-RCU
- Communication Hands-free or handset
- Material Fire resistant ABS plastic
- Mounting Surface mount directly to wall or 1-gang box
- Wire Type CAT-5e or CAT-6
- Distance Room Sub Station to Control Unit: 490'

Used with:  
IS Series



# IS Series Heater, Audio Door/Sub Stations, & Video Door Stations

## Heater with Thermostat



**IS-HTR**  
Heater with Thermostat for IS Series Rescue Assistance Stations and Door Stations (excluding IS-SS-2G and IS-SSR-2G)

### Features

- Compatible with all IS Series rescue assistance stations and most IS Series door stations (excluding IS-SS-2G and IS-SSR-2G)
- Thermostatically controlled heater allows stations to be used in environments with extreme cold temperatures (-40°F/C)
- Mounts directly to back of door station using the existing mounting hardware

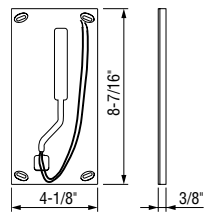
### Specifications

Power Source 24V AC/DC – use PS-2420UL  
 Temp. Rating -40°~140°F (-40°~60°C)  
 Heater Element 23.04Ω (resistive, non-inductive pattern), 25 watts (REF) at 24V  
 Activation On at 59°F (15°C), off at 77°F (25°C)

### Used with:

IS-DV, IS-DVF, IS-DVF-2RA, IS-DVF-HID, IS-DVF-HID-I, IS-IPDV, IS-IPDVF, IS-IP4DVF, IS-SS, IS-SS-2RA, IS-SS-2RA-R, IS-SS-CI, IS-SS-RA, or IS-SS-RA-R

### IS-HTR



## Audio Door/Sub Stations

Weather & Vandal Resistant • Flush Mount




**IS-SS-2G**  
Audio Door/Sub Station

- Status LED
- Stainless steel
- Flush mount
- Fits 2-gang box



**IS-SSR-2G**  
Audio Door/Sub Station

- Red mushroom call button
- Stainless steel
- Flush mount
- Fits 2-gang box



**IS-SS**  
Audio Door/Sub Station

- Stainless steel
- Flush mount
- Mounting box included



**IS-SS-CI**  
CCTV Input Audio Door Station

- CCTV input
- Stainless steel
- Flush mount
- Mounting box included



Surface mount boxes available! See p. 89-90

### Features

- Weather and vandal resistant
- Dry contact for door release (24V AC/DC, 500mA)
- Indoor or outdoor use
- Connects using CAT-5e or CAT-6 cable
- Contact input for secondary call button (IS-SS-2G and IS-SSR-2G)

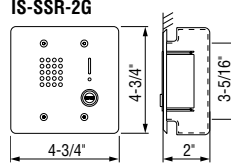
### Specifications

Power Source IS-SS-2G, IS-SSR-2G, and IS-SS: supplied by IS-CCU, IS-SCU, or IS-RCU  
 IS-SS-CI: supplied by IS-CCU or IS-SCU  
 Communication Hands-free  
 Temp. Rating 14°~140°F (-10°~60°C)  
 Material Stainless steel  
 Mounting IS-SS-2G and IS-SSR-2G: flush mount with 2-gang box or surface mount with SBX-2G  
 IS-SS: flush mount with included back box or surface mount with SBX-ISDVF  
 IS-SS-CI: flush mount with included back box or surface mount with SBX-ISDVFRA  
 Wire Type CAT-5e or CAT-6  
 Distance Door/Sub Station to Control Unit: 980'

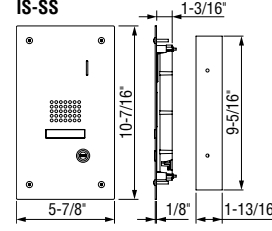
### Used with:

IS Series

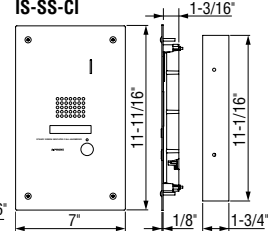
### IS-SS-2G, IS-SSR-2G



### IS-SS



### IS-SS-CI



## Video Door Stations

Digital PTZ Camera • Weather & Vandal Resistant • Surface Mount



**IS-DV**  
Video Door Station

- PTZ camera
- Aluminum die cast
- Surface mount



**IS-IPDV**  
IP Addressable Video Door Station

- PoE capable
- PTZ camera
- Aluminum die cast
- Surface mount

### Features

- Digital PTZ color video camera
- 170° viewing area
- Weather and vandal resistant
- Form C dry contact for door release (24V AC/DC, 500mA)
- Indoor or outdoor use
- Connects using CAT-5e or CAT-6 cable
- 802.3af PoE compliant (IS-IPDV)

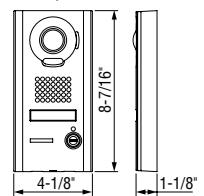
### Specifications

Power Source IS-DV: supplied by IS-CCU or IS-SCU  
 IS-IPDV: PoE (802.3af compliant) or 24V DC, 160mA – use PS-2420UL  
 Communication Hands-free  
 Camera Type: 1/4" color CMOS  
 View Area: 100° vert. x 170° horiz.  
 Temp. Rating 14°~140°F (-10°~60°C)  
 Material Aluminum die cast  
 Mounting Surface mount directly to wall  
 Wire Type CAT-5e or CAT-6  
 Distance IS-DV to Control Unit: 980'  
 IS-IPDV to Network Node: 330'

### Used with:


IS Series

### IS-DV, IS-IPDV



## Video Door Stations


Digital PTZ Camera • Weather & Vandal Resistant • Flush Mount



### IS-DVF

Video Door Station

- PTZ camera
- Stainless steel
- Flush mount
- Mounting box included



### IS-IPDVF

IP Addressable Video Door Station


- PoE capable
- PTZ camera
- Stainless steel
- Flush mount
- Mounting box included



### IS-DVF-HID\*

Card Access Video Door Station

- HID® ProxPoint® Plus Proximity Card Reader
- PTZ camera
- Stainless steel
- Flush mount
- Mounting box included



### IS-IPDVF-HID\*

IP Addressable Card Access Video Door Station


- Same as IS-IPDVF, plus:
- HID® ProxPoint® Plus Proximity Card Reader



### IS-DVF-HID-I\*

Card Access Video Door Station

- HID® iCLASS® Smart Card Reader
- PTZ camera
- Stainless steel
- Flush mount
- Mounting box included



### IS-IP4DVF

IP Addressable 4-Call Video Door Station (requires RY-IP44)

- Same as IS-IPDVF (except not vandal resistant, only weather resistant), plus:
- Selective Call

\*HID® stations require a 3rd party host. Power for card reader and door strike require additional wire.



Surface mount boxes available! See p. 89



**RY-IP44**  
IP Input/Output Adaptor (required for IS-IP4DVF)  
→ p. 93

## Features

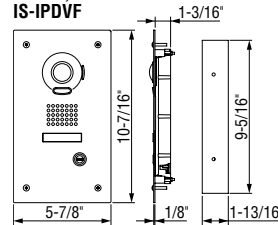
- Digital PTZ color video camera
- 170° viewing area
- Weather and vandal resistant (excluding IS-IP4DVF, which is only weather resistant)
- Dry contact for door release (24V AC/DC, 500mA)
- Indoor or outdoor use
- Connects using CAT-5e or CAT-6 cable
- 802.3af PoE compliant (IS-IPDVF, IS-IPDVF-HID, IS-IP4DVF)

## Specifications

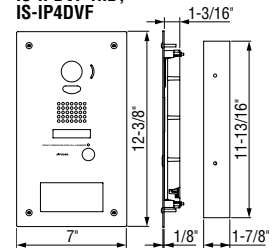
<b>Power Source</b>	IS-DVF, IS-DVF-HID, and IS-DVF-HID-I: supplied by IS-CCU or IS-SCU IS-IPDVF, IS-IPDVF-HID, and IS-IP4DVF: PoE (802.3af compliant) or 24V DC, 160mA – use PS-2420UL
<b>Communication</b>	Hands-free
<b>Camera</b>	Type: 1/4" color CMOS View Area: 100° vert. x 170° horiz.
<b>Temp. Rating</b>	14° – 140°F (-10° – 60°C)
<b>Material</b>	Stainless steel
<b>Mounting</b>	IS-DVF and IS-IPDVF: flush mount with included back box or surface mount with SBX-ISDVF IS-DVF-HID, IS-DVF-HID-I, IS-IPDVF-HID, and IS-IP4DVF: flush mount with included back box or surface mount with SBX-ISDVF
<b>Wire Type</b>	CAT-5e or CAT-6
<b>Distance</b>	IS-DVF, IS-DVF-HID, or IS-DVF-HID-I to Control Unit: 980' IS-IPDVF, IS-IPDVF-HID, or IS-IP4DVF to Network Node: 330'

**Used with:**  
IS Series

### IS-DVF, IS-IPDVF




### IS-DVF-HID, IS-DVF-HID-I, IS-IPDVF-HID, IS-IP4DVF



# IS Series Rescue Assistance Stations

## ADA Compliant Video RA Station

Digital PTZ Camera • Weather & Vandal Resistant • Flush Mount



### IS-DVF-2RA

ADA Compliant Video Rescue Assistance Station

- Connects to IS-CCU or IS-SCU
- PTZ camera
- Lettering and Braille signage
- LED call status indicator
- Dual call buttons
- 2 Form C relay outputs
- Stainless steel
- Flush mount
- Mounting box included



Surface mount box available! See p. 89

### Features

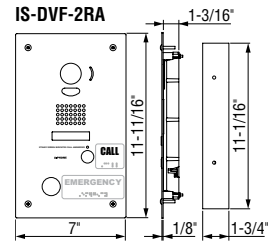
- Visual identification and audio communication between master station and calling area
- Call status indicator
- Backlit directory
- Tamper resistant screws
- ADA compliant Braille signage

### Specifications

Power Source	Supplied by IS-CCU or IS-SCU
Communication	Hands-free
Camera	Type: 1/4" color CMOS View Area: 100° vert. x 170° horiz.
Temp. Rating	14°-140°F (-10°-60°C)
Material	Stainless steel
Mounting	Flush mount with included back box or surface mount with SBX-ISDVFRA
Wire Type	CAT-5e or CAT-6
Distance	RA Station to Control Unit: 980'


### Used with:

IS Series, RA Wall Boxes, or RA Modular Towers



## ADA Compliant Audio RA Stations


Weather & Vandal Resistant • Flush Mount



### IS-SS-2RA

ADA Compliant Audio Rescue Assistance Station

- Connects to IS-CCU or IS-SCU
- Lettering and Braille signage
- LED call status indicator
- Dual call buttons
- 2 Form C relay outputs
- CCTV input
- Stainless steel
- Flush mount
- Mounting box included



### IS-SS-2RA-R

ADA Compliant Audio Rescue Assistance Station

- Connects to IS-CCU, IS-SCU, or IS-RCU
- Lettering and Braille signage
- LED call status indicator
- Dual call buttons
- 2 Form C relay outputs
- Stainless steel
- Flush mount
- Mounting box included



### IS-SS-RA

ADA Compliant Audio Rescue Assistance Station

- Connects to IS-CCU or IS-SCU
- Lettering and Braille signage
- LED call status indicator
- Single call button
- 2 Form C relay outputs
- CCTV input
- Stainless steel
- Flush mount
- Mounting box included



### IS-SS-RA-R

ADA Compliant Audio Rescue Assistance Station

- Connects to IS-CCU, IS-SCU, or IS-RCU
- Lettering and Braille signage
- LED call status indicator
- Single call button
- 2 Form C relay outputs
- Stainless steel
- Flush mount
- Mounting box included



Surface mount boxes available! See p. 89

### Features

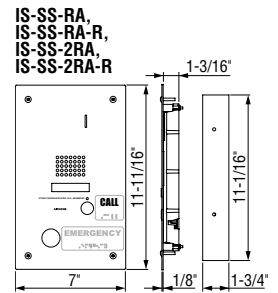
- Audio communication between master station and calling area
- Call status indicator
- Backlit directory
- Tamper resistant screws
- ADA compliant Braille signage

### Specifications

Power Source	IS-SS-2RA and IS-SS-RA: supplied by IS-CCU or IS-SCU IS-SS-2RA-R and IS-SS-RA-R: supplied by IS-CCU, IS-SCU, or IS-RCU
Communication	Hands-free
CCTV Input	Analog NTSC 1Vpp (IS-SS-RA and IS-SS-2RA)
Temp. Rating	14°-140°F (-10°-60°C)
Material	Stainless steel
Mounting	Flush mount with included back box or surface mount with SBX-ISDVFRA
Wire Type	CAT-5e or CAT-6
Distance	RA Station to Control Unit: 980'

### Used with:

IS Series, RA Wall Boxes, or RA Modular Towers



# Rescue Assistance Wall Boxes

## ADA Compliant Wall Boxes for Rescue Assistance Stations



- IS-WBCA\***  
ADA Compliant Wall Box
- Light cage with beacon
  - "ASSISTANCE" lettering
  - Compatible with any IS Series or IX Series Rescue Assistance Station
  - Stainless steel
  - Wall mount



- IS-WBCE\***  
ADA Compliant Wall Box
- Light cage with beacon
  - "EMERGENCY" lettering
  - Compatible with any IS Series or IX Series Rescue Assistance Station
  - Stainless steel
  - Wall mount



- IS-WBHA\***  
ADA Compliant Wall Box
- Light hood with beacon
  - "ASSISTANCE" lettering
  - Compatible with any IS Series or IX Series Rescue Assistance Station
  - Stainless steel
  - Wall mount



- IS-WBHE\***  
ADA Compliant Wall Box
- Light hood with beacon
  - "EMERGENCY" lettering
  - Compatible with any IS Series or IX Series Rescue Assistance Station
  - Stainless steel
  - Wall mount

\* Beacon/Strobe requires 24V DC power supply – use PS-2420UL

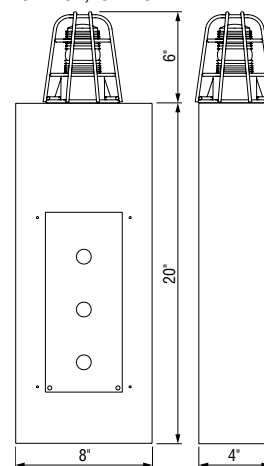
### Features

- Made of 12 gauge stainless steel
- Beacon/Strobe light on top is protected by a cage enclosure or full hood enclosure
- Compatible with any IS Series or IX Series Rescue Assistance Station
- Lettering on sides available in either "EMERGENCY" or "ASSISTANCE"
- 4" depth, proper signage, and call button mounting height meet ADA requirements

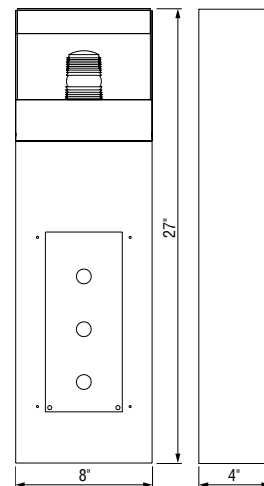
### Used with:

IS Series or IX Series  
Rescue Assistance Stations

IS-WBCA, IS-WBCE



IS-WBHA, IS-WBHE



# Rescue Assistance Modular Towers

## Modular Towers for Rescue Assistance Stations

### STEP 1

Choose modular tower size and color then proceed to STEP 2



**TW-20B**  
Blue 2-Module Mid-Level Tower for standard applications using any IS Series Rescue Assistance Station

**TW-20K** (not shown)  
Black Tower

**TW-20R** (not shown)  
Red Tower

**TW-20W** (not shown)  
White Tower

**TW-20Y** (not shown)  
Yellow Tower



**TW-22B**  
Blue 3-Module Dual Station Tower for gate entry applications using any IS Series Rescue Assistance Station

**TW-22K** (not shown)  
Black Tower

**TW-22R** (not shown)  
Red Tower

**TW-22W** (not shown)  
White Tower

**TW-22Y** (not shown)  
Yellow Tower



**TW-23B**  
Blue 3-Module High-Level Tower for applications requiring greater visibility using any IS Series Rescue Assistance Station

**TW-23K** (not shown)  
Black Tower

**TW-23R** (not shown)  
Red Tower

**TW-23W** (not shown)  
White Tower

**TW-23Y** (not shown)  
Yellow Tower

## Cap Options for Modular Towers

### STEP 2

Choose cap style then proceed to STEP 3 (select same color as tower)



**TW-TPB**  
Blue Top Plate

**TW-TPK** (not shown)  
Black Top Plate

**TW-TPR** (not shown)  
Red Top Plate

**TW-TPW** (not shown)  
White Top Plate

**TW-TPY** (not shown)  
Yellow Top Plate



**TW-LCB**  
Blue Top Plate with Light Cage and Beacon

**TW-LCK** (not shown)  
Black Top Plate with Light Cage and Beacon

**TW-LCR** (not shown)  
Red Top Plate with Light Cage and Beacon

**TW-LCW** (not shown)  
White Top Plate with Light Cage and Beacon

**TW-LCY** (not shown)  
Yellow Top Plate with Light Cage and Beacon

## Lettering Options for Modular Towers

### STEP 3\*

Choose optional lettering style (color cannot be same as tower)

#### ASSISTANCE

**TW-ASB**  
Blue "ASSISTANCE" Lettering

**TW-ASK** (not shown)  
Black Lettering

**TW-ASR** (not shown)  
Red Lettering

**TW-ASW** (not shown)  
White Lettering

**TW-ASY** (not shown)  
Yellow Lettering

#### EMERGENCY

**TW-EMB**  
Blue "EMERGENCY" Lettering

**TW-EMK** (not shown)  
Black Lettering


**TW-EMR** (not shown)  
Red Lettering

**TW-EMW** (not shown)  
White Lettering

**TW-EMY** (not shown)  
Yellow Lettering

\* One lettering option per tower side. Order additional lettering options for multiple tower sides (for example, order 3 TW-ASBs for lettering on 3 tower sides). All lettering is applied to the tower at the factory.

## Mounting Kit for Modular Towers



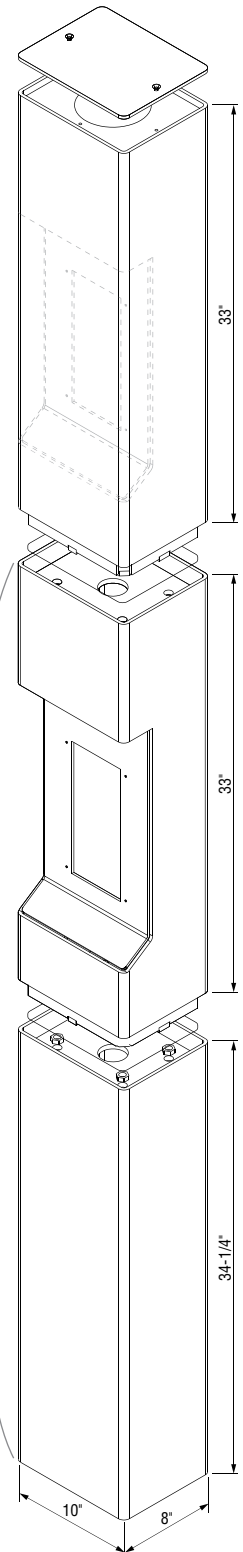
**TW-MKL**  
L-Bolt Mounting Kit for Rescue Assistance Modular Towers (required for tower installation)

## Features

- Towers are made of 1/4" steel
- Zinc treated inside and out with powder-coated exterior
- Weather and vandal resistant
- Modular design provides lower freight costs and easier assembly than standard towers
- Variety of configurations to suite the application, including size, lettering, and colors
- Compatible with any IS Series or IX Series Rescue Assistance Station
- Lettering can be applied to 3 sides of the short tower (front side cannot have lettering) and can be applied to all 4 sides of the tall tower
- Standard "ASSISTANCE" and "EMERGENCY" lettering available or use customized signage
- Standard beacon/strobe light on top of tower and illumination on front panel (24V DC power supply required)
- Beacon is always lit and strobe flashes during emergency call-in
- Call button mounting height is within ADA regulations

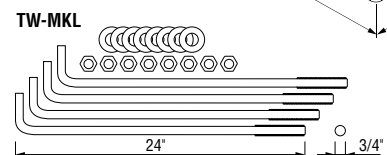
**TW-22 Series:**  
TW-22B,  
TW-22K,  
TW-22R,  
TW-22W,  
TW-22Y

**TW-23 Series:**  
TW-23B,  
TW-23K,  
TW-23R,  
TW-23W,  
TW-23Y



**TW-20 Series:**  
TW-20B,  
TW-20K,  
TW-20R,  
TW-20W,  
TW-20Y

**Used with:**  
IS Series or IX Series  
Rescue Assistance Stations



# JP Series Video Door Stations

## Video Door Station

PTZ Camera • Weather Resistant • Surface Mount



**JP-DA**  
Video Door Station

- PTZ camera
- Plastic cover
- Surface mount

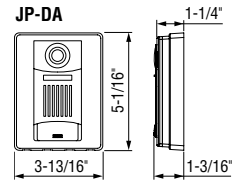
### Features

- PTZ camera provides clear video
- LED backlit call button
- LED illumination automatically turns on in low light conditions
- Entry can be monitored via the master station
- Mounts directly to wall or 1-gang box

### Specifications

- Power Source: Supplied by Master Station
- Communication: Hands-free
- Camera: Type: 1/4" color CMOS  
View Area: 100° vert. x 170° horiz.
- Temp. Rating: -4°~140°F (-20°~60°C)
- Material: Fire resistant PC + ABS plastic
- Mounting: Surface mount directly to wall or 1-gang box
- Wire Type: Door Station to Master Station: 2-cond., low cap, non-shielded – use Aiphone #871802
- Distance: Door Station to Master Station: 330'(18AWG)

Used with:  
JP Series



## Video Door Station

PTZ Camera • Weather & Vandal Resistant • Surface Mount



**JP-DV**  
Video Door Station

- PTZ camera
- Zinc die cast
- Surface mount

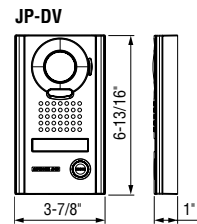
### Features

- PTZ camera provides clear video
- LED backlit nameplate
- LED illumination automatically turns on in low light conditions
- Entry can be monitored via the master station

### Specifications

- Power Source: Supplied by Master Station
- Communication: Hands-free
- Camera: Type: 1/4" color CMOS  
View Area: 100° vert. x 170° horiz.
- Temp. Rating: -4°~140°F (-20°~60°C)
- Material: Zinc die cast
- Mounting: Surface mount directly to wall
- Wire Type: Door Station to Master Station: 2-cond., low cap, non-shielded – use Aiphone #871802
- Distance: Door Station to Master Station: 330'(18AWG)

Used with:  
JP Series



## Video Door Station

PTZ Camera • Weather & Vandal Resistant • Flush Mount



**JP-DVF**  
Video Door Station

- PTZ camera
- Stainless steel
- Flush mount
- Mounting box included

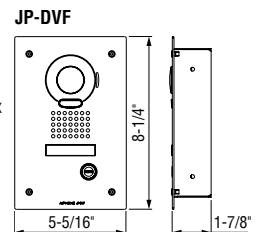
### Features

- PTZ camera provides clear video
- LED backlit nameplate
- LED illumination automatically turns on in low light conditions
- Entry can be monitored via the master station

### Specifications

- Power Source: Supplied by Master Station
- Communication: Hands-free
- Camera: Type: 1/4" color CMOS  
View Area: 100° vert. x 170° horiz.
- Temp. Rating: -4°~140°F (-20°~60°C)
- Material: Stainless steel
- Mounting: Flush mount with included back box or surface mount with SBX-DVF
- Wire Type: Door Station to Master Station: 2-cond., low cap, non-shielded – use Aiphone #871802
- Distance: Door Station to Master Station: 330'(18AWG)

Used with:  
JP Series



Surface mount box available! See p. 89



# JO Series Video Door Stations

## Video Door Station

Fixed Camera • Weather Resistant • Surface Mount



### JO-DA

Video Door Station  
*(not sold separately)*

- Fixed camera
- Plastic cover
- Surface mount

### Features

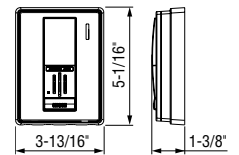
- Fixed camera provides clear video
- LED backlit call button
- LED illumination automatically turns on in low light conditions
- Entry can be monitored via the master station
- Mounts directly to wall or 1-gang box

### Specifications

Power Source	Supplied by Master Station or Expansion Station
Communication	Hands-free
Camera	Type: 1/4" color CMOS View Area: 2'1" vert. x 3'1" horiz. at 20°
Temp. Rating	-4° ~ 140°F (-20° ~ 60°C)
Material	Fire resistant PC + ABS plastic
Mounting	Surface mount directly to wall or 1-gang box
Wire Type	Door Station to Master Station or Expansion Station: 2-cond., low cap, non-shielded – use Aiphone #871802
Distance	Door Station to Master Station or Expansion Station: 330'(18AWG)

Used with:  
JO Series

### JO-DA



## Video Door Station

Fixed Camera • Weather & Vandal Resistant • Surface Mount



### JO-DV

Video Door Station  
*(not sold separately)*

- Fixed camera
- Zinc die cast
- Surface mount

### Features

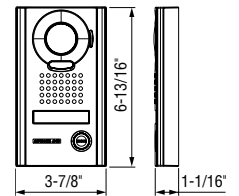
- Fixed camera provides clear video
- LED backlit nameplate
- LED illumination automatically turns on in low light conditions
- Entry can be monitored via the master station

### Specifications

Power Source	Supplied by Master Station or Expansion Station
Communication	Hands-free
Camera	Type: 1/4" color CMOS View Area: 2'1" vert. x 3'1" horiz. at 20°
Temp. Rating	-4° ~ 140°F (-20° ~ 60°C)
Material	Zinc die cast
Mounting	Surface mount directly to wall
Wire Type	Door Station to Master Station or Expansion Station: 2-cond., low cap, non-shielded – use Aiphone #871802
Distance	Door Station to Master Station or Expansion Station: 330'(18AWG)


Used with:  
JO Series

### JO-DV



## Video Door Station

Fixed Camera • Weather & Vandal Resistant • Flush Mount



### JO-DVF

Video Door Station  
*(not sold separately)*

- Fixed camera
- Stainless steel
- Flush mount
- Mounting box included



Surface mount box available! See p. 89

### Features

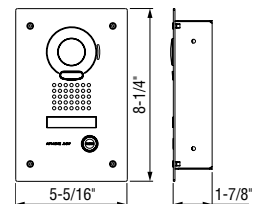
- Fixed camera provides clear video
- LED backlit nameplate
- LED illumination automatically turns on in low light conditions
- Entry can be monitored via the master station

### Specifications

Power Source	Supplied by Master Station or Expansion Station
Communication	Hands-free
Camera	Type: 1/4" color CMOS View Area: 2'1" vert. x 3'1" horiz. at 20°
Temp. Rating	-4° ~ 140°F (-20° ~ 60°C)
Material	Stainless steel
Mounting	Flush mount with included back box or surface mount with SBX-DVF
Wire Type	Door Station to Master Station or Expansion Station: 2-cond., low cap, non-shielded – use Aiphone #871802
Distance	Door Station to Master Station or Expansion Station: 330'(18AWG)

Used with:  
JO Series

### JO-DVF



# JK Series Video Door Stations

## Video Door Station

Digital PTZ Camera • Weather Resistant • Surface Mount



**JK-DA**  
Video Door Station

- PTZ camera
- Plastic cover
- Surface mount

### Features

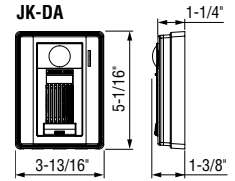
- Employs 1/4" color CMOS camera
- Locator LED above call button (always on)
- LED illumination automatically turns on in low light conditions
- Wide angle camera allows user to view up to 170° of the entry area
- Entry can be monitored via the master station
- Camera position and zoom can be set for call-in
- Camera can be manually adjusted to compensate for bright illumination
- Mounts directly to wall or 1-gang box

### Specifications

Power Source	Supplied by Master Station
Communication	Hands-free
Camera	Type: 1/4" color CMOS View Area: 100° vert. x 170° horiz.
Temp. Rating	14°~140°F (-10°~60°C)
Material	Fire resistant PC + ABS plastic
Mounting	Surface mount directly to wall or 1-gang box
Wire Type	Door Station to Master Station: 2-cond., low cap, non-shielded – use Aiphone #871802
Distance	Door Station to Master Station: 165'(22AWG) 330'(18AWG)

### Used with:

GT-2C or JK Series



## Video Door Station

Digital PTZ Camera • Weather & Vandal Resistant • Surface Mount



**JK-DV**  
Video Door Station

- PTZ camera
- Zinc die cast
- Surface mount

### Features

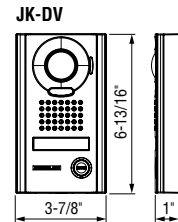
- Employs 1/4" color CMOS camera
- LED illumination automatically turns on in low light conditions
- Wide angle camera allows user to view up to 170° of the entry area
- Entry can be monitored via the master station
- Camera position and zoom can be set for call-in
- Camera can be manually adjusted to compensate for bright illumination

### Specifications

Power Source	Supplied by Master Station
Communication	Hands-free
Camera	Type: 1/4" color CMOS View Area: 100° vert. x 170° horiz.
Temp. Rating	14°~140°F (-10°~60°C)
Material	Zinc die cast
Mounting	Surface mount directly to wall
Wire Type	Door Station to Master Station: 2-cond., low cap, non-shielded – use Aiphone #871802
Distance	Door Station to Master Station: 165'(22AWG) 330'(18AWG)

### Used with:

GT-2C or JK Series



## Video Door Stations

Digital PTZ Camera • Weather & Vandal Resistant • Flush Mount




**JK-DVF**  
Video Door Station

- PTZ camera
- Stainless steel
- Flush mount
- Mounting box included



**JK-DVF-HID\***  
Card Access Video Door Station

- HID® ProxPoint® Plus Proximity Card Reader
- PTZ camera
- Stainless steel
- Flush mount
- Mounting box included



**JK-DVF-AC**  
Keycode Access Video Door Station  
*(requires separate 12-24V AC/DC power supply)*

- Access keypad
- PTZ camera
- Stainless steel
- Flush mount
- Mounting box included

### Features

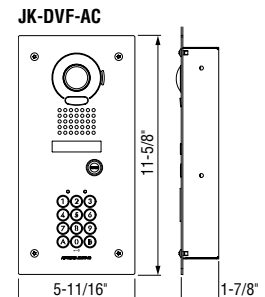
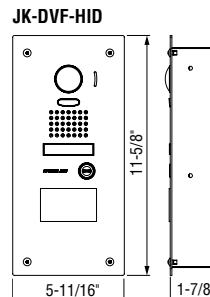
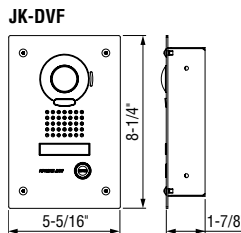
- Employs 1/4" color CMOS camera
- LED backlight nameplate
- LED illumination automatically turns on in low light conditions
- Wide angle camera allows user to view up to 170° of the entry area
- Entry can be monitored via the master station
- Camera position and zoom can be set for call-in
- Camera can be manually adjusted to compensate for bright illumination

### Specifications

Power Source	Supplied by Master Station (JK-DVF-AC requires separate 12-24V AC/DC power supply)
Communication	Hands-free
Camera	Type: 1/4" color CMOS View Area: 100° vert. x 170° horiz.
Temp. Rating	14°~140°F (-10°~60°C)
Material	Stainless steel
Mounting	JK-DVF: flush mount with included back box or surface mount with SBX-DVF JK-DVF-HID: flush mount with included back box or surface mount with SBX-DVF-P JK-DVF-AC: flush mount with included back box
Wire Type	Door Station to Master Station: 2-cond., low cap, non-shielded – use Aiphone #871802
Distance	Door Station to Master Station: 165'(22AWG) 330'(18AWG)

### Used with:

GT-2C (JK-DVF only) or JK Series



Surface mount boxes available! See p. 89

\* HID® stations require a 3rd party host. Power for card reader and door strike require additional wire.

# JF Series Video & Audio Door Stations

## Video Door Station

Fixed Camera • Weather Resistant • Surface Mount



**JF-DA**  
Video Door Station

- Fixed camera
- Plastic cover
- Surface mount

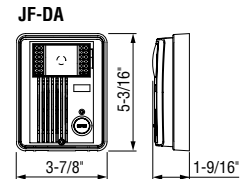
### Features

- Fixed camera provides clear video
- Employs 1/4" color CCD camera
- Mounts directly to wall or 1-gang box
- Locator LED above call button
- LED illumination automatically turns on in low light conditions

### Specifications

Power Source	Supplied by Master Station
Communication	Hands-free
Camera	Type: 1/4" color CCD Area View: 2' 1" vert. x 3' 1" horiz. at 20°
Temp. Rating	14°~140°F (-10°~60°C)
Material	Fire resistant PC + ABS plastic
Mounting	Surface mount directly to wall or 1-gang box
Wire Type	Door Station to Master Station: 2-cond., low cap, non-shielded – use Aiphone #871802
Distance	Door Station to Master Station: 165'(22AWG) 330'(18AWG)

Used with:  
JF Series



## Video Door Station

Fixed Camera • Weather & Vandal Resistant • Surface Mount



**JF-DV**  
Video Door Station

- Fixed camera
- Zinc die cast
- Surface mount

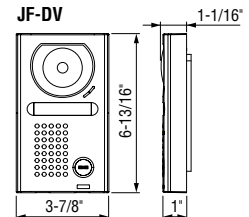
### Features

- Fixed camera provides clear video
- Employs 1/4" color CCD camera
- LED backlit nameplate
- LED illumination automatically turns on in low light conditions

### Specifications

Power Source	Supplied by Master Station
Communication	Hands-free
Camera	Type: 1/4" color CCD Area View: 2' 1" vert. x 3' 1" horiz. at 20°
Temp. Rating	14°~140°F (-10°~60°C)
Material	Zinc die cast
Mounting	Surface mount directly to wall
Wire Type	Door Station to Master Station: 2-cond., low cap, non-shielded – use Aiphone #871802
Distance	Door Station to Master Station: 165'(22AWG) 330'(18AWG)

Used with:  
JF Series



## Video Door Stations

Fixed Camera • Weather & Vandal Resistant • Flush Mount



**JF-DVF**  
Video Door Station

- Fixed camera
- Stainless steel
- Flush mount

**JF-DVF-HID\***  
Card Access Video Door Station

- HID® ProxPoint® Plus Proximity Card Reader
- Fixed camera
- Stainless steel
- Flush mount

**JF-DVF-HID-I\***  
Card Access Video Door Station

- HID® iCLASS® Smart Card Reader
- Fixed camera
- Stainless steel
- Flush mount



Surface mount boxes available! See p. 89

\* HID® stations require a 3rd party host. Power for card reader and door strike require additional wire.

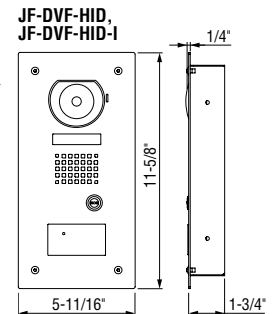
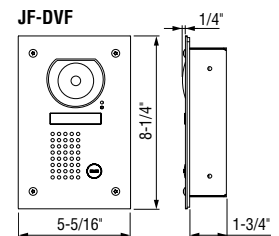
### Features

- Fixed camera provides clear video
- Employs 1/4" color CCD camera
- LED backlit nameplate
- LED illumination automatically turns on in low light conditions

### Specifications

Power Source	Supplied by Master Station
Communication	Hands-free
Camera	Type: 1/4" color CCD Area View: 2' 1" vert. x 3' 1" horiz. at 20°
Temp. Rating	14°~140°F (-10°~60°C)
Material	Stainless steel
Mounting	JF-DVF: flush mount with included back box or surface mount with SBX-DVF JF-DVF-HID and JF-DVF-HID-I: flush mount with included back box or surface mount with SBX-DVF-P
Wire Type	Door Station to Master Station: 2-cond., low cap, non-shielded – use Aiphone #871802
Distance	Door Station to Master Station: 165'(22AWG) 330'(18AWG)

Used with:  
JF Series



## Audio Door Station

Weather Resistant • Surface Mount



**JF-D**  
Audio Door Station

- Plastic cover
- Surface mount
- Fits 1-gang box

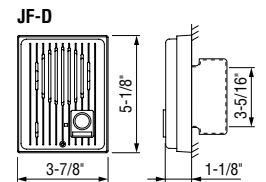
### Features

- Weather resistant for outdoor use
- Push button to call master station(s)
- Hands-free communication when master answers
- Locator LED beside call button
- Mounts directly to wall or 1-gang box
- Call button rings chime or tone at master/sub master station

### Specifications

Power Source	Supplied by Master Station
Communication	Hands-free
Temp. Rating	14°~140°F (-10°~60°C)
Material	Fire resistant PC + ABS plastic
Mounting	Surface mount directly to wall or 1-gang box
Wire Type	Door Station to Master Station: 2-cond., low cap, non-shielded – use Aiphone #871802
Distance	Door Station to Master Station: 165'(22AWG) 330'(18AWG)

Used with:  
JF Series



# AX Series Video & Audio Door Stations

## Video Door Stations

Fixed Camera • Weather & Vandal Resistant • Surface Mount



**AX-DV**  
Video Door Station

- Fixed camera
- Aluminum die cast
- Surface mount



**AX-DV-P\***  
Card Access Video Door Station

- HID® ProxPoint® Plus Proximity Card Reader
- Fixed camera
- Aluminum die cast
- Surface mount

\* HID® stations require a 3rd party host. Power for card reader and door strike require additional wire.

### Features

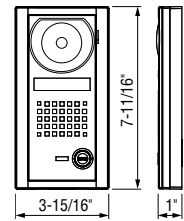
- CAT-5e wired to Central Exchange Unit (980' max)
- Polycarbonate lens cover
- Embedded HID® ProxPoint® Plus card reader (AX-DV-P)
- Fixed camera provides clear video
- Employs 1/4" color CCD camera
- LED illumination automatically turns on in low light conditions

### Specifications

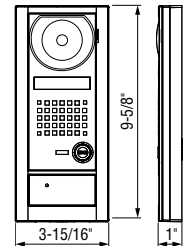
Power Source	Supplied by Central Exchange Unit
Communication	Hands-free
Camera	Type: 1/4" color CCD Area View: 2' 1" vert. x 3' 1" horiz. at 20"
Temp. Rating	14°~140°F (-10°~60°C)
Material	Aluminum die cast
Mounting	Surface mount directly to wall
Wire Type	Door Station to Central Exchange Unit: CAT-5e
Distance	Door Station to Central Exchange Unit: 980'

**Used with:**  
AX Series

### AX-DV



### AX-DV-P




## Video Door Stations

Fixed Camera • Weather & Vandal Resistant • Flush Mount



**AX-DVF**  
Video Door Station

- Fixed camera
- Stainless steel
- Flush mount
- Mounting box included



**AX-DVF-P\***  
Card Access Video Door Station

- HID® ProxPoint® Plus Proximity Card Reader
- Fixed camera
- Stainless steel
- Flush mount
- Mounting box included



Surface mount boxes available! See p. 89

\* HID® stations require a 3rd party host. Power for card reader and door strike require additional wire.

### Features

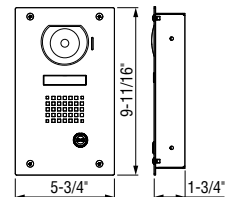
- CAT-5e wired to Central Exchange Unit (980' Max)
- Polycarbonate lens cover
- Embedded HID® ProxPoint® Plus card reader (AX-DVF-P)
- Fixed camera provides clear video
- Employs 1/4" color CCD camera
- LED illumination automatically turns on in low light conditions

### Specifications

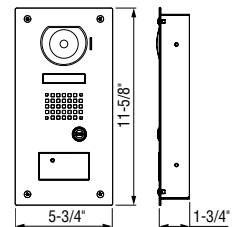
Power Source	Supplied by Central Exchange Unit
Communication	Hands-free
Camera	Type: 1/4" color CCD Area View: 2' 1" vert. x 3' 1" horiz. at 20"
Temp. Rating	14°~140°F (-10°~60°C)
Material	Stainless steel
Mounting	AX-DVF: flush mount with included back box or surface mount with SBX-AXDVF AX-DVF-P: flush mount with included back box or surface mount with SBX-DVF-P
Wire Type	Door Station to Central Exchange Unit: CAT-5e
Distance	Door Station to Central Exchange Unit: 980'

**Used with:**  
AX Series

### AX-DVF



### AX-DVF-P



## Audio Door Station

Weather Resistant • Mullion Surface Mount



**AX-DM**  
Audio Door Station

- Plastic cover
- Mullion surface mount

### Features

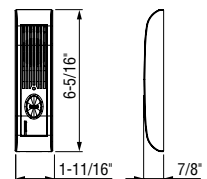
- Mullion mounted door station
- Connected using CAT-5e wiring
- Constructed of sturdy ABS plastic
- Weather resistant

### Specifications

Power Source	Supplied by Central Exchange Unit
Communication	Hands-free
Temp. Rating	14°~140°F (-10°~60°C)
Material	ABS plastic
Mounting	Surface mount directly to wall or mullion
Wiring	Door Station to Central Exchange Unit: CAT-5e or 2-cond.
Distance	Door Station to Central Exchange Unit: 980'

**Used with:**  
AX Series, IE Series, or IPW-1A

### AX-DM



# AX Series Audio Sub Stations

## Audio Sub Stations



**AX-A**  
Audio Sub Station  
• Surface mount



**AX-AN**  
Privacy Audio Sub Station  
• Privacy button  
• Surface mount



**AX-B**  
Audio Sub Station  
• Semi-flush mount



**AX-BN**  
Privacy Audio Sub Station  
• Privacy button  
• Semi-flush mount

### Features

- Connected using CAT-5e wiring
- Hands-free communication when master answers
- Desk or wall mount (AX-A, AX-AN)
- Mounts directly to wall or 1-gang box (AX-A, AX-AN)
- Constructed of sturdy ABS plastic
- Privacy feature blocks unwanted monitoring from master (AX-AN, AX-BN)

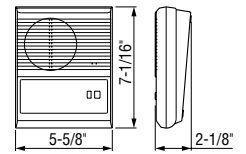
### Specifications

Power Source	Supplied by Central Exchange Unit
Communication	Hands-free
Material	ABS plastic
Mounting	AX-A and AX-AN: surface mount directly to wall AX-B and AX-BN: semi-flush mount
Wire Type	Sub Station to Central Exchange Unit: CAT-5e or 2-cond.
Distance	Sub Station to Central Exchange Unit: 980'

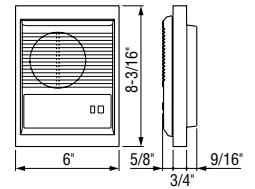
### Used with:

AX Series

#### AX-A, AX-AN



#### AX-B, AX-BN



# KB Series Video Door Stations & Housing Panels

## Video Door Stations

Tilt Camera • Weather Resistant • Surface Mount



**KB-DAR**  
Video Door Station  
• Tilt camera  
• Plastic cover  
• Surface mount  
• Fits 1-gang box



**KB-DAR-M**  
Video Door Station  
• Motion detector interface  
• Tilt camera  
• Plastic cover  
• Surface mount  
• Fits 1-gang box

### Features

- Tilt controlled camera
- Mounts directly to wall or 1-gang box
- Employs 1/4" color CCD camera
- Locator LED backlit on CALL button
- LED illumination automatically turns on in low light conditions

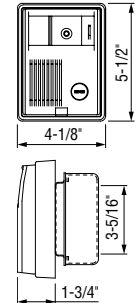
### Specifications

Power Source	Supplied by Master Station
Communication	Hands-free
Camera	Type: 1/4" color CCD View Area: 3' 8"-7' 1" vert. x 2' horiz. at 20"
Temp. Rating	14°-140°F (-10°-60°C)
Material	Fire resistant ABS plastic
Mounting	Surface mount directly to wall
Wire Type	Door Station to Master Station: 2-cond., low cap. non-shielded - use Aiphone #871802
Distance	Door Station to Master Station: 330'(22AWG) 650'(18AWG)

### Used with:

KB Series

#### KB-DAR, KB-DAR-M



## Stainless Steel Housing Panels



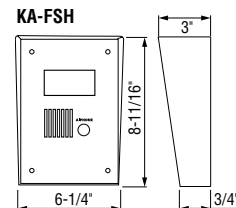
**KA-FSH**  
Flush Mount Housing Panel for KB-DAR or KB-DAR-M  
*(door station not included)*



**KA-DGR**  
Surface Mount Housing Panel for KB-DAR or KB-DAR-M  
*(door station not included)*

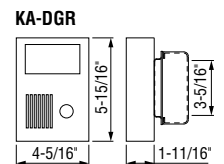
### Features

- Stainless steel construction
- Weather resistant for outdoor use
- KA-FSH includes hood for greater protection from weather
- KA-FSH can be mounted without hood in order to be flush mounted (recommended for indoor installations only)
- Can be added to any existing KB-DAR or KB-DAR-M color video door station



### Used with:

KB-DAR or KB-DAR-M



# IE Series Audio Door Stations

## Audio Door Station

Weather Resistant • Surface Mount



**IF-DA**  
Audio Door Station

- Plastic cover
- Surface mount

### Features

- Weather resistant for outdoor use
- Hands-free communication when master answers
- Compact surface mount design
- Mounts to 1-gang box or ring
- Call button rings chime or tone at master/sub master station
- Locator LED beside call button

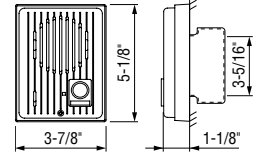
### Specifications

- Power Source Supplied by Master Station
- Communication Hands-free
- Temp. Rating 14° - 140°F (-10° - 60°C)
- Material ABS plastic
- Mounting Surface mount directly to wall
- Wiring Door Station to Master Station: 2-cond., overall shield – use Aiphone #822202 or #821802
- Distance Door Station to Master Station: varies by system

### Used with:

AX Series, IE-8 Series, IPW-1A, KB Series, or TD Series

### IF-DA



## Audio Door Station

Weather Resistant • Flush Mount



**IE-JA**  
Audio Door Station

- Stainless steel faceplate
- Flush mount
- Fits 2-gang box



Surface mount box available! See p. 90

### Features

- Weather resistant for outdoor use
- Hands-free communication when master answers
- Slim flush mount design with stainless steel faceplate
- Mounts to 2-gang box or ring
- Locator LED above call button

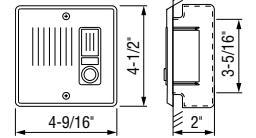
### Specifications

- Power Source Supplied by Master Station
- Communication Hands-free
- Temp. Rating 14° - 140°F (-10° - 60°C)
- Material ABS plastic with stainless steel faceplate
- Mounting Flush mount with included back box or surface mount with SBX-2G
- Wire Type Door Station to Master Station: 2-cond., overall shield – use Aiphone #822202 or #821802
- Distance Door Station to Master Station: varies by system

### Used with:

AX Series, IE-8 Series, IPW-1A, KB Series, or TD-H Series

### IE-JA



## Audio Door Stations

Weather & Vandal Resistant • Flush Mount



**IE-SS/A**  
Audio Door Station

- Stainless steel
- Flush mount
- Fits 2-gang box



**IE-SSR**  
Audio Door Station

- Red mushroom call button
- Stainless steel
- Flush mount
- Fits 2-gang box



**IE-SSV**  
Audio Door Station

- Built-in CCTV camera (requires AXW-AZ)
- Stainless steel
- Flush mount
- Fits 2-gang box



Surface mount boxes available! See p. 90

### Features

- Weather and vandal resistant
- Stainless steel, mechanical call button (IE-SS/A)
- Red mushroom call button (IE-SSR)
- Stainless steel, mechanical call button with LED (IE-SSV)
- Moisture and puncture resistant speaker
- 3-layer steel baffle protects speaker from tampering
- Hands-free communication when master answers
- Pigtail wires for connection to master station
- Includes tamper proof mounting screws

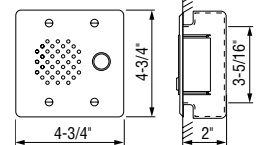
### Specifications

- Power Source Supplied by Master Station
- Communication Hands-free
- Temp. Rating 14° - 140°F (-10° - 60°C)
- Material Stainless steel
- Mounting Flush mount with 2-gang box/ring or surface mount with SBX-2G
- Wire Type Door Station to Master Station: 2-cond., overall shield – use Aiphone #822202 or #821802
- Distance Varies by system

### Used with:

AX Series, IE-8 Series, IPW-1A, KB Series (not IE-SSV), or TD-H Series

### IE-SS/A, IE-SSR, IE-SSV



### Specifications (additional specs for IE-SSV)

- Camera Power Source 12V DC, 100mA (included)
- Video Output 75Ω/1Vpp composite video
- Iris Control Auto
- Video Wiring BNC connection to destination video device

# LE Series Audio Door Stations

## Audio Door Station Weather Resistant • Surface Mount



**LE-D**  
Audio Door Station

- Plastic cover
- Surface mount
- Fits 1-gang box

### Features

- Weather resistant for outdoor use
- Push button to call master station(s)
- Hands-free communication when master answers
- Compact surface mount design
- Mounts directly to wall or 1-gang box

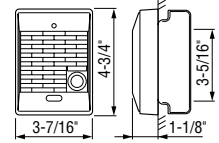
### Specifications

Power Source	Supplied by Master Station
Communication	Hands-free
Temp. Rating	14° - 140°F (-10° - 60°C)
Material	Fire resistant ABS plastic
Mounting	Surface mount directly to wall
Wire Type	Door Station to LEF Master Station: 3-cond., overall shield – use Aiphone #822203 Door Station to LEM Master Station: 2-cond., overall shield – use Aiphone #822202 or #821802
Distance	Door Station to Master Station: 650'(22AWG) 1,600'(18AWG)

### Used with:

LEF Series or LEM Series

#### LE-D



## Audio Door Station Weather Resistant • Flush Mount



**LE-DA**  
Audio Door Station

- Stainless steel faceplate
- Flush mount
- Fits 2-gang box



Surface mount box available! See p. 90

### Features

- Weather resistant for outdoor use
- Push button to call master station(s)
- Hands-free communication when master answers
- Slim flush mount design with stainless steel faceplate
- Mounts to 2-gang box or ring

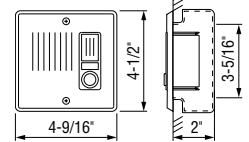
### Specifications

Power Source	Supplied by Master Station
Communication	Hands-free
Temp. Rating	14° - 140°F (-10° - 60°C)
Material	ABS plastic with stainless steel faceplate
Mounting	Flush mount with included back box or surface mount with SBX-2G
Wire Type	Door Station to LEF Master Station: 3-cond., overall shield – use Aiphone #822203 Door Station to LEM Master Station: 2-cond., overall shield – use Aiphone #822202 or #821802
Distance	Door Station to Master Station: 650'(22AWG) 1,600'(18AWG)

### Used with:

LEF Series or LEM Series

#### LE-DA



## Audio Door Stations Weather & Vandal Resistant • Flush Mount




**LE-SS-1G**  
Audio Door Station

- Stainless steel
- Flush mount
- Fits 1-gang box  
*(internal door station dimensions are 2-15/16" H x 1-15/16" W x 1-13/16" D)*



**LE-SS/A**  
Audio Door Station

- Stainless steel
- Flush mount
- Fits 2-gang box




**LE-SSR**  
Audio Door Station

- Red mushroom call button
- Stainless steel
- Flush mount
- Fits 2-gang box



**LE-SSV**  
Audio Door Station

- Built-in CCTV camera
- Stainless steel
- Flush mount
- Fits 2-gang box



**LS-NVP/C**  
Audio Door Station

- Powder-coated steel
- Flush mount
- Fits 3-gang box



Surface mount boxes available! See p. 90

### Features

- Weather and vandal resistant
- Stainless steel, mechanical call button (LE-SS/A, LE-SSV, and LS-NVP/C)
- Red mushroom call button (LE-SSR)
- Moisture and puncture resistant speaker
- 3-layer steel baffle protects speaker from tampering
- Hands-free communication when master answers
- Pigtail wires for connection to master station
- Includes tamper proof mounting screws

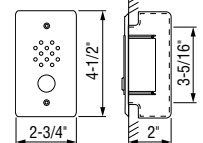
### Specifications

Power Source	Supplied by Master Station
Communication	Hands-free
Temp. Rating	14° - 140°F (-10° - 60°C)
Material	LE-SS-1G, LE-SS/A, LE-SSR, and LE-SSV: stainless steel LS-NVP/C: carbon steel with powder-coated white baked epoxy finish
Mounting	LE-SS-1G: flush mount with 1-gang box / ring or surface mount with SBX-1G LE-SS/A, LE-SSR, and LE-SSV: flush mount with 2-gang box / ring or surface mount with SBX-2G LS-NVP/C: flush mount with 3-gang box / ring or surface mount with SBX-NVP
Wire Type	LEM, AP-M, and MP-S: 2-cond., overall shield – use Aiphone #822202 or #821802 LEF: 3-cond., overall shield – use Aiphone #821803
Distance	Door Station to LEF or LEM Master Station: 650'(22AWG) 1,600'(18AWG) Door Station to AP-M Master Station: 490'(22AWG) 1,200'(18AWG) Door Station to MP-S Master Station: 330'(22AWG) 720'(18AWG)

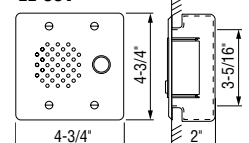
### Used with:

LEF Series, LEM Series, AP-M Series, or MP-S Series

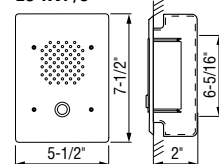
#### LE-SS-1G



#### LE-SS/A, LE-SSR, LE-SSV



#### LS-NVP/C



### Specifications (additional specs for LE-SSV)

Camera Power Source	12V DC, 100mA (included)
Video Output	75Ω/1Vpp composite video
Iris Control	Auto
Video Wiring	BNC connection to destination video device

# NEM Series Audio Door Stations

## Audio Door Station

Weather Resistant • Surface Mount



- NE-DA**  
Audio Door Station
- Plastic cover
  - Surface mount
  - Fits 1-gang box

### Features

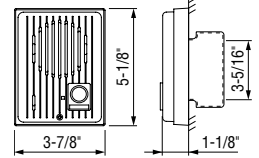
- Weather resistant for outdoor use
- Push button to call master station(s)
- Hands-free communication when master answers
- Mounts directly to wall or 1-gang box
- Equipped with extra contact capability (use RY-PA) to activate a remote device at the sub location from the time the call is placed until it's answered
- Corridor lamp (NBY-4A) can be included at each sub station location

### Specifications

- Power Source Supplied by Master Station  
 Communication Hands-free  
 Temp. Rating 14° - 140°F (-10° - 60°C)  
 Material ABS plastic  
 Mounting Surface mount directly to wall  
 Wiring Door Station to Master Station: 2-cond., overall shield – use Aiphone #822202 or #821802  
 Distance Door Station to Master Station: 420'(22AWG) 1,000'(18AWG)

Used with:  
NEM Series

### NE-DA



## Audio Door Station

Weather Resistant • Flush Mount



- NE-JA**  
Audio Door Station
- Stainless steel faceplate
  - Flush mount
  - Fits 2-gang box



Surface mount box available! See p. 90

### Features

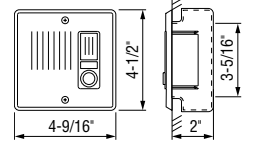
- Weather resistant for outdoor use
- Push button to call master station(s)
- Hands-free communication when master answers
- Slim flush mount design and mounts to 2-gang box or ring
- Equipped with extra contact capability (use RY-PA) to activate a remote device at the sub location from the time the call is placed until it's answered

### Specifications

- Power Source Supplied by Master Station  
 Communication Hands-free  
 Temp. Rating 14° - 140°F (-10° - 60°C)  
 Material ABS plastic with stainless steel faceplate  
 Mounting Flush mount with included back box or surface mount with SBX-2G  
 Wiring Door Station to Master Station: 2-cond., overall shield – use Aiphone #822202 or #821802  
 Distance Door Station to Master Station: 360'(22AWG) 880'(18AWG)

Used with:  
NEM Series

### NE-JA



## Audio Door Stations


Weather & Vandal Resistant • Flush Mount



- NE-SS-1G**  
Audio Door Station
- Stainless steel
  - Flush mount
  - Fits 1-gang box  
(internal door station dimensions are 2-15/16" H x 1-15/16" W x 1-13/16" D)



- NE-SS/A**  
Audio Door Station
- Stainless steel
  - Flush mount
  - Fits 2-gang box



- NE-SSR**  
Audio Door Station
- Red mushroom call button
  - Stainless steel
  - Flush mount
  - Fits 2-gang box



- NE-NVP/C**  
Audio Door Station
- Powder-coated steel
  - Flush mount
  - Fits 3-gang box



- NE-NVP-RA**  
ADA Compliant Audio Door Station
- Braille signage
  - Call status indicators
  - Red mushroom call button
  - Powder-coated steel
  - Flush mount
  - Fits 3-gang box



Surface mount boxes available! See p. 90

### Features

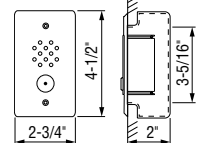
- Weather and vandal resistant
- Stainless steel, mechanical call button (NE-SS/A, NE-NVP/C)
- Red mushroom call button (NE-SSR/NE-NVP-RA)
- Moisture and puncture resistant speaker
- 3-layer steel baffle protects speaker from tampering
- Hands-free communication when master answers
- Call-in activates light and tone on master, remaining lit until call is answered at master
- Pigtail wires for connection to master station
- Includes tamper proof mounting screws

### Specifications

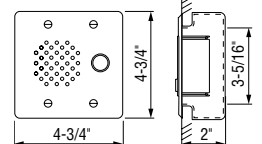
- Power Source Supplied by Master Station  
 Communication Hands-free  
 Temp. Rating 14° - 140°F (-10° - 60°C)  
 Material NE-SS-1G, NE-SS, and NE-SSR: stainless steel  
 NE-NVP/C and NE-NVP-RA: carbon steel with powder-coated white baked epoxy finish  
 Mounting NE-SS-1G: flush mount with 1-gang box/ring or surface mount with SBX-1G  
 NE-SS/A and NE-SSR: flush mount with 2-gang box, ring or surface mount with SBX-2G  
 NE-NVP/C and NE-NVP-RA: flush mount with 3-gang box/ring or surface mount with SBX-NVP  
 Wiring NE-SS-1G, NE-SS/A, NE-SSR, and NE-NVP/C: 2-cond., overall shield – use Aiphone #822202 or #821802  
 NE-NVP-RA: 3-cond., overall shield – use Aiphone #822203  
 Distance Door Station to Master Station: 420'(22AWG) 1,000'(18AWG)

Used with:  
NEM Series

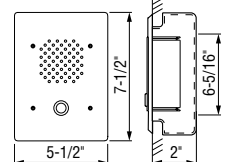
### NE-SS-1G



### NE-SS/A, NE-SSR



### NE-NVP/C, NE-NVP-RA





# Door Station Accessories

## Surface Mount Boxes



### SBX-ACE

Surface Mount Box for AX-DM, GT-D, IF-DA, IX-BA, IX-DA, JF-D, JF-DA, JK-DA, JO-DA, JP-DA, KB-DAR, or KB-DAR-M and one Access Control Device



### SBX-DVF

Surface Mount Box for JF-DVF, JK-DVF, JO-DVF, or JP-DVF



### SBX-AXDVF

Surface Mount Box for AX-DVF



### SBX-DVF-P

Surface Mount Box for AX-DVF-P, JF-DVF-HID, JF-DVF-HID-I, JK-DVF-AC, or JK-DVF-HID



### SBX-ISDVF

Surface Mount Box for IS-DVF, IS-IPDVF, IS-SS, IX-DF, IX-DF-HID, IX-DF-HID-I, or IX-SS



### SBX-ISDVFP

Surface Mount Box for IS-IP4DVF, IS-IPDVF-HID-I, IS-DVF-HID, or IS-DVF-HID-I



### SBX-ISDVFRA

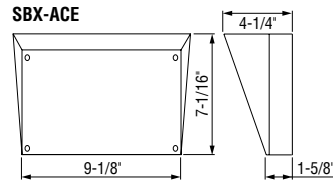
Surface Mount Box for IS-SS-CI, IS-DVF-2RA, IS-SS-2RA, IS-SS-2RA-R, IS-SS-RA, IS-SS-RA-R, IX-DF-2RA, IX-SS-2RA, or IX-SS-RA

### Features (SBX-ACE)

- Vandal resistant
- Hood provides weather resistance
- Includes blank stainless steel faceplate for wide range of mounting options
- Openings at bottom allow for moisture drainage

### Specifications (SBX-ACE)

Material 18AWG stainless steel  
 Mounting Surface mount directly to wall, 1-gang box, or 2-gang box with included hardware (8 x 32 with T-15 Torx head)



### Features (SBX-DVF, SBX-AXDVF, SBX-DVF-P, SBX-ISDVF, SBX-ISDVFP, and SBX-ISDVFRA)

- Hood provides weather resistance
- Includes space inside for wiring
- Mounts directly to wall
- Openings at bottom allow for moisture drainage

### Specifications (SBX-DVF, SBX-AXDVF, SBX-DVF-P, SBX-ISDVF, SBX-ISDVFP, and SBX-ISDVFRA)

Material 18AWG stainless steel  
 SBX-DVF, SBX-AXDVF: 16AWG stainless steel (outer layer) 18AWG stainless steel (inner layer)  
 Mounting Surface mount directly to wall, 1-gang box, or 2-gang box with included hardware (8 x 32 with T-15 Torx head)

### Used with:

**SBX-ACE** – AX-DM, GT-D, IF-DA, IX-BA, IX-DA, JF-D, JF-DA, JK-DA, JO-DA, JP-DA, KB-DAR, or KB-DAR-M and one access control device

**SBX-DVF** – JF-DVF, JK-DVF, JO-DVF, or JP-DVF

**SBX-AXDVF** – AX-DVF

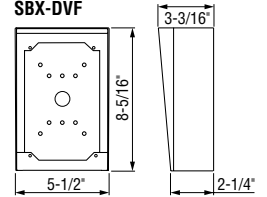
**SBX-DVF-P** – AX-DVF-P, JF-DVF-HID, JF-DVF-HID-I, or JK-DVF-HID

**SBX-ISDVF** – IS-DVF, IS-IPDVF, IS-SS, IX-DF, IX-DF-HID, IX-DF-HID-I, or IX-SS

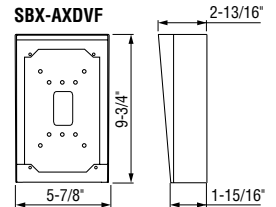
**SBX-ISDVFP** – IS-DVF-HID, IS-DVF-HID-I, IS-IPDVF-HID-I, or IS-IP4DVF

**SBX-ISDVFRA** – IS-SS-CI, IS-DVF-2RA, IS-SS-2RA, IS-SS-2RA-R, IS-SS-RA, IS-SS-RA-R, IX-DF-2RA, IX-SS-2RA, or IX-SS-RA

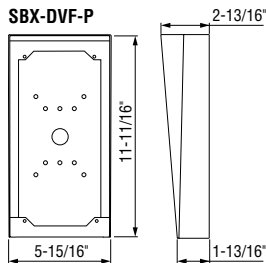
### SBX-DVF



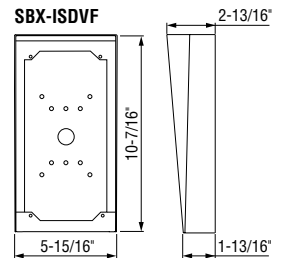
### SBX-AXDVF



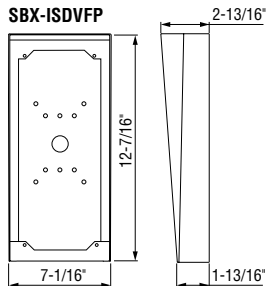
### SBX-DVF-P



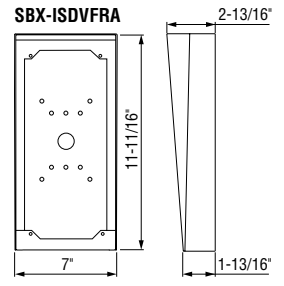
### SBX-ISDVF



### SBX-ISDVFP



### SBX-ISDVFRA



# Door Station Accessories (continued)


## Surface Mount Boxes



**SBX-1G**  
Surface Mount Box for LE-SS-1G or NE-SS-1G



**SBX-2G**  
Surface Mount Box for IS-SS-2G, IS-SSR-2G, IE-JA, IE-SS/A, IE-SSR, IE-SSV, LE-DA, LE-SS/A, LE-SSR, LE-SSV, NE-JA, NE-SS/A, or NE-SSR



**SBX-2BH**  
Horizontal Surface Mount Box for HID-SS and one IS-SS-2G, IS-SSR-2G, IE-SS/A, IE-SSR, IE-SSV, LE-SS/A, LE-SSR, IE-SSV, NE-SS/A, or NE-SSR



**SBX-NVP**  
Surface Mount Box for LS-NVP/C, NE-NVP/C, or NE-NVP-RA

### Features (SBX-1G)

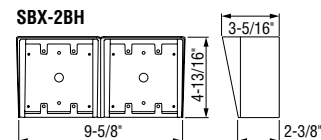
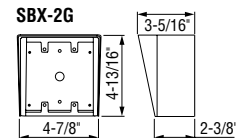
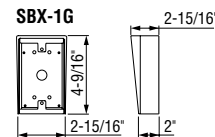
- Weather resistant
- Includes space inside for wiring
- Mounts directly to wall surface

### Specifications (SBX-1G)

**Material** 18AWG stainless steel  
**Mounting** Surface mount directly to wall or 1-gang box with included hardware (8 x 32 with T-15 Torx head)

### Used with:

**SBX-1G** – LE-SS-1G or NE-SS-1G  
**SBX-2G** – IS-SS-2G, IS-SSR-2G, IE-JA, IE-SS/A, IE-SSR, IE-SSV, LE-DA, LE-SS/A, LE-SSR, LE-SSV, NE-JA, NE-SS/A, or NE-SSR  
**SBX-2BH** – HID-SS and one IS-SS-2G, IE-SS/A, IE-SSR, IE-SSV, LE-SS/A, LE-SSR, IE-SSV, NE-SS/A, or NE-SSR  
**SBX-NVP** – LS-NVP/C, NE-NVP/C, or NE-NVP-RA



### Features (SBX-2G and SBX-2BH)

- Weather resistant
- Includes space inside for wiring
- Mounts to 1-gang box or ring
- Can mount directly to wall surface
- Includes hardware for mounting intercom

### Specifications (SBX-2G and SBX-2BH)

**Material** 18AWG stainless steel  
**Mounting** Surface mount directly to wall or two 1-gang boxes with included hardware (8 x 32 with T-15 Torx head)

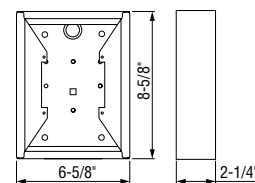
### Features (SBX-NVP)

- Weather resistant
- Includes space inside for wiring
- Mounts to 1-gang box or ring
- Can mount directly to wall surface
- Powder-coated white baked epoxy finish

### Specifications (SBX-NVP)

**Material** 1/8" rolled steel  
**Mounting** Surface mount directly to wall or 1-gang box with included hardware (8 x 32 with T-15 Torx head)

### SBX-NVP




## Angle Boxes



**KAW-D**  
30° Angle Box for IX-BA, IX-DA, JK-DA, JF-DA, JO-DA, JP-DA, KB-DAR, or KB-DAR-M



**SBX-DV30**  
30° Angle Box for JK-DV, JF-DV, JO-DV, or JP-DV



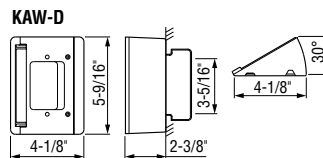
**SBX-AXDV30**  
30° Angle Box for AX-DV

### Features (KAW-D)

- Provides a better viewing angle for the camera
- Compatible with Aiphone 1-gang surface mount door stations
- Angles 1-gang door stations outward by 30°
- Can mount to either right or left of door
- Hinged faceplate for mounting door station

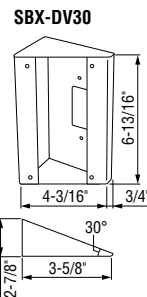
### Specifications (KAW-D)

**Material** ABS plastic  
**Mounting** Surface mount directly to wall or 1-gang box



### Used with:

**KAW-D** – IX-BA, IX-DA, JF-DA, JK-DA, JO-DA, JP-DA, KB-DAR, or KB-DAR-M  
**SBX-DV30** – JF-DV, JK-DV, JO-DV, or JP-DV  
**SBX-AXDV30** – AX-DV



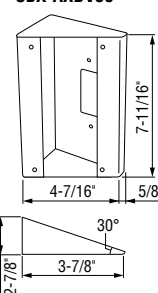
### Features (SBX-DV30 and SBX-AXDV30)

- Provides a better viewing angle for the camera
- Designed for angle mounting door stations outward by 30°
- Applicable for wide or double door entrances

### Specifications (SBX-DV30 and SBX-AXDV30)

**Material** 18AWG stainless steel  
**Mounting** Surface mount directly to wall or 1-gang box

### SBX-AXDV30



# Door Station Accessories (continued)

## Mullion Mounting Brackets



**IS-MB**  
Mullion Mounting Bracket for IS-DV or IS-IPDV



**JK-MB**  
Mullion Mounting Bracket for JF-DV, JK-DV, JO-DV, or JP-DV



**KMB-45**  
45° Mullion Mounting Bracket for IF-DA, IX-BA, IX-DA, JF-DA, JK-DA, JO-DA, JP-DA, KB-DAR, KB-DAR-M, or LE-D

### Features

- (IS-MB and JK-MB)
- Mounts compatible station (see **Used with**) to a door frame or mullion
- Designed to fit unit precisely and conceals wiring inside
- Can mount to either right or left of door

### Features (KMB-45)

- Compatible with Aiphone 1-gang surface mount door stations
- Mounts door stations to mullion with a 45° angle
- Can mount to either right or left of door
- Provides a better viewing angle for the camera

### Specifications

- (IS-MB and JK-MB)
- Material Aluminum
- Mounting Surface mount directly to mullion or 1-gang box

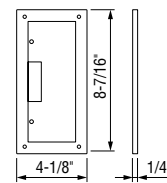
### Specifications (KMB-45)

- Material Aluminum
- Mounting Surface mount directly to side of mullion

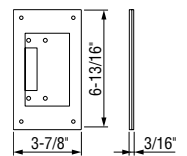
### Used with:

- IS-MB** – IS-DV or IS-IPDV
- JK-MB** – JF-DV, JK-DV, JO-DV, or JP-DV
- KMB-45** – IF-DA, IX-BA, IX-DA, JF-DA, JK-DA, JO-DA, JP-DA, KB-DAR, KB-DAR-M, or LE-D

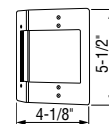
### IS-MB



### JK-MB



### KMB-45



## Security Lock Boxes



**LB-SDVF**  
Security Lock Box for IS-DV, IS-SS, IS-DVF, IS-IPDV, IS-IPDVF, IX-DF, IX-DF-HID, IX-DF-HID-I, or IX-SS  
*(lock not included)*



**LB-XDVF**  
Security Lock Box for AX-DV or AX-DVF  
*(lock not included)*



**SBX-LSE**  
Security Lock Box for JF-DV, JF-DVF, JK-DV, JK-DVF, JO-DV, JO-DVF, JP-DV, or JP-DVF  
*(lock not included)*



**SBX-LSP**  
Security Lock Box for AX-DVF-P, JF-DVF-HID, JF-DVF-HID-I, JK-DVF-AC, or JK-DVF-HID  
*(lock not included)*

### Features

- Lockable enclosure gives added protection to video door stations after business hours
- Includes a mounting plate for surface mount models
- Able to secure in open position with included "L" bracket

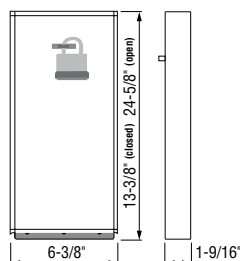
### Specifications

- Material LB-SDVF and LB-XDVF: 16AWG stainless steel  
SBX-LSE and SBX-LSP: 18AWG stainless steel
- Mounting Surface mount directly to wall or flush mount using back box (included with flush mount door stations)

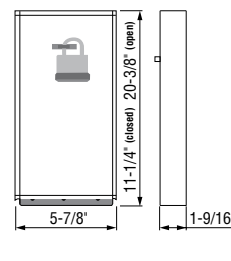
### Used with:

- LB-SDVF** – IS-DV, IS-SS, IS-DVF, IS-IPDV, IS-IPDVF, IX-DF, IX-DF-HID, IX-DF-HID-I, or IX-SS
- LB-XDVF** – AX-DV or AX-DVF
- SBX-LSE** – JF-DV, JF-DVF, JK-DV, JK-DVF, JO-DV, JO-DVF, JP-DV, or JP-DVF
- SBX-LSP** – AX-DVF-P, JF-DVF-HID, JF-DVF-HID-I, or JK-DVF-HID

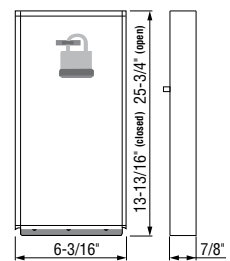
### LB-SDVF, LB-XDVF



### SBX-LSE



### SBX-LSP



# Door Release Components

## Electric Door Strike



**EL-12S**  
Electric Door Strike  
*(requires PT-1210N)*



**PT-1210N\***  
12V AC Transformer  
→ p. 97

\*PT-1210N not required with DA or DB Series

### Features

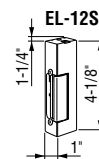
- Door release activation
- Controlled by N/O contact or voltage output

### Specifications

- Power Source 12V AC/DC, 125mA (AC), 200mA (DC) – use PT-1210N
- Rated Resistance DC 60Ω
- Break-In Resistance 4,000 N
- Temp. Rating 5°–140°F (–15°–60°C)
- Material Jaw/Body: zinc die cast  
Plate: steel

### Used with:

- AX Series, C-123L/A, C-123LW, DA-1DS, DA-2DS, DA-4DS, IE-8 Series, IS Series, JF Series, JK Series, JO Series, JP Series, KB Series, LEF Series, LEM-1DL Series, or LEM-1DLC



## Door Release Relay



**RY-PA**  
Door Release Relay

### Features

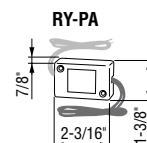
- Door release activation
- N/O contact output

### Specifications

- Power Source 12V DC
- Contact Rating 24V DC, 1A or 0.3A @ 240V AC

### Used with:

- LEF Series



# Door Release Components (continued)

## Door Release Adaptor



**RY-3DL**  
Selective Door Release Adaptor

### Features

- Selective door release with one button
- Door release contacts release the door where communication is established
- Normally open (N/O) contacts for electric strike
- Normally closed (N/C) contacts for magnetic locks

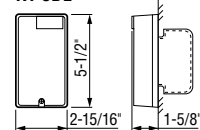
### Specifications

- Power Source 12–24V DC, 30mA, 12–16V AC, 60mA – use PS-2420UL or PS-1820UL
- Contact Rating N/O or N/C output: 1A @ 50V AC, 1A @ 30V DC (for other types use matching relay)
- Distance Master Station to Door Release Adaptor: 165'(22AWG) 330'(18AWG)

### Used with:

JF Series, JP Series, or KB Series

### RY-3DL



## Form C Door Release Relays



**RY-18L**  
Form C Door Release Relay



**RY-24L**  
Form C Door Release Relay

### Features

- Normally open (N/O) contact with high current rating for door strikes
- Normally closed (N/C) contact with high current for magnetic locks
- Use RY-18L in place of RY-PA if N/C contact is required

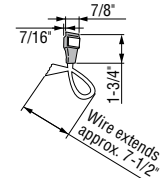
### Specifications

- Power Source Supplied by Master Station
- Relay Input RY-18L: 12–18V DC, red and gray wires, 22AWG  
RY-24L: 24–36V DC, red and black wires, 22AWG
- Relay Output Brown, red and orange wires, 18AWG
- N/O Output Rating RY-18L: 5A @ 30V DC, 10A @ 125V AC, 3A @ 250V AC  
RY-24L: 5A @ 30V DC or 125V AC
- N/C Output Rating 3A @ 30V DC or 125V AC
- Wire Type 2-cond. to door release and 2-cond. to strike with power for strike wired in series

### Used with:


**RY-18L** – JF Series, JK Series, JO Series, LEM Series, or LEF Series  
**RY-24L** – AX Series, JP Series, or KB Series

### RY-18L, RY-24L



# Access Control Components

## HID® Proximity Card Reader



**HID-SS\***  
Card Access Station with HID® ProxPoint® Plus Proximity Card Reader

\* HID® stations require a 3rd party host.

### Features

- 2-gang stainless steel unit containing an HID® ProxPoint® Plus Card Reader
- Provides electronic access to a building through the standard access control system (not supplied by Aiphone)
- Installs next to any one of Aiphone's 2-gang stainless steel door stations, creating a unified look
- Horizontal (SBX-2BH) box is available for mounting the HID-SS with a 2-gang stainless steel door station

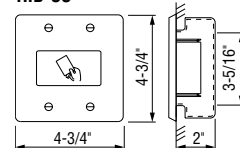
### Specifications

- Power Source 5–16V DC, 80mA
- Requirements 20mA avg., 75mA peak @ 12V DC
- Temp. Rating 14°–140°F (-10°–60°C)
- Material Stainless steel
- Mounting Flush mount with included back box or surface mount with SBX-2G (may also be mounted alongside any Aiphone 2-gang stainless steel door station with SBX-2BH)

### Used with:

IE-JA, IE-SS/A, IE-SSR, IE-SSV, LE-DA, LE-SS/A, LE-SSR, LE-SSV, NE-JA, NE-SS/A, or NE-SSR

### HID-SS



## Stand-Alone Access Control Keypads



**AC-10S**  
Stand-Alone Access Control Keypad

- Body style matches JF-DV, JK-DV, and JO-DV
- Zinc die cast
- Surface mount



**AC-10F**  
Stand-Alone Access Control Keypad

- Zinc die cast
- Flush mount

### Features

- Access control with up to 100 unique user codes
- Can be used as a stand-alone access control device
- Compact size in a stylized design
- 12-digit backlit keypad
- Matches JF-DV, JK-DV, and JO-DV (AC-10S)
- Easy to install

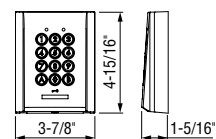
### Specifications

- Power Source 12–24V AC/DC, 100mA (AC) 70mA (DC)
- Output Rating 2 relays, N/O and N/C 3A (resistive), 1A (inductive) @ 24V
- Temp. Rating -4°–140°F (-20°–60°C)
- Material Zinc die cast
- Mounting AC-10S: surface mount directly to wall  
AC-10F: flush mount with included back box

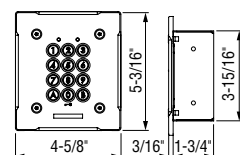
### Used with:

JF Series, JK Series, JO Series, JP Series, or as a stand-alone device

### AC-10S




### AC-10F



# Relays, Long Distance Adaptors, & Distribution Adaptor

## Input/Output Adaptor



**RY-IP44**  
IP Input/Output Relay Adaptor for the IS-IP Series, IPW-1A, or IX Series

### Features

- IP addressable relay
- Programmed via web browser
- Four programmable relay outputs for door release, external signalling, etc. (N/O 30V DC, 500mA)
- Four contact inputs for remote call function, etc.

### Specifications

Power Source 9–30V DC, 0.5A – use PS-1225UL  
Temp. Rating 32°–122°F (0°–50°C)  
Mounting Wall mount with DIN rail – use W-DIN11  
Dimensions 3-3/8" (85 mm) H  
4-1/8" (105 mm) W  
1-1/4" (31 mm) D

### Used with:

IS-IP Series, IPW-1A, or IX Series

## External Signaling Relays



**RY-AC/A**  
External Signaling Relay



**RY-ES**  
External Signaling Relay

### Features (RY-AC/A)

- RY-AC/A allows an external device to be triggered when intercom is called
- External device will be activated momentarily as long as the call button on the door station is activated
- DAK-2S required when used with C-123L/A, C-123LW, LEM, and LEM-1DL

### Specifications (RY-AC/A)

Power Source 12V DC – supplied by Master Station  
Contact Rating 240V AC, 0.3A  
24V DC, 1A (bell, buzzer, chime, etc., must be AC operated or DC mechanical type only)

### Used with:

**RY-AC/A** – C-123L/A, C-123LW, IE-8 Series, LEF Series, LEM Series, LEM-1DL Series, or TD-H Series  
**RY-ES** – AX Series, DB Series, JF Series, JK Series, JO Series, JP Series, KB Series, or NEM Series

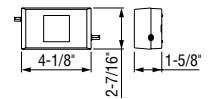
### Features (RY-ES)

- RY-ES allows an external device to be triggered when intercom is called
- External device will be activated when the door station calls in

### Specifications (RY-ES)

Power Source 12–24V DC, 12–16V AC – supplied by Master Station  
Contact Rating 125V AC, 1.0A  
30V DC, 1.0A


### RY-AC/A, RY-ES



## Long Distance & Distribution Adaptors



**JPW-BA**  
Long Distance and CCTV Adaptor for JP Series Video Door Stations



**JP-8Z**  
Distribution Adaptor for JP Series Video Sub Master Stations (only required for homerun wiring methods)



**JBW-BA**  
Long Distance Adaptor for JF Series Video Door Stations



**JKW-BA**  
Long Distance Adaptor for JK Series Video Door Stations

### Features

- Extends wiring distance from door stations to master stations up to 980' max. (820' max. with the JF Series)
- Requires low capacitance Aiphone cable #851602 or #851602DB

### Specifications

Power Source JPW-BA and JP-8Z: 24V DC – use PS-2420UL  
JBW-BA and JKW-BA: 18V DC – use PS-1820UL

Capacity One adaptor unit for each video door/sub master station located beyond the standard specified wire distance

Mounting DIN rail (included)

Wire Type JPW-BA and JKW-BA: 2-cond., low cap, PE, solid, non-shielded – use Aiphone #871802

JP-8Z: CAT-5e

JBW-BA: 2-cond., low cap, PE, solid, non-shielded – use Aiphone #851602 or #851602DB (direct burial)

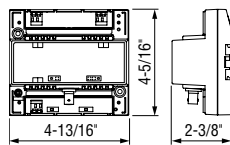
Distance JPW-BA or JKW-BA to Door Station: 650'

JPW-BA or JKW-BA to Master Station: 330'

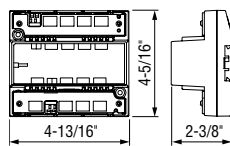
JBW-BA to Door Station: 820'

JKW-BA to Master Station: 165'

### JPW-BA



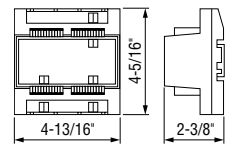
### JP-8Z



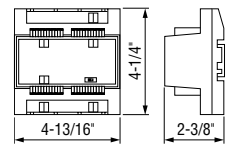
### Used with:

**JPW-BA** – JP Series  
**JP-8Z** – JP Series  
**JBW-BA** – JK Series  
**JKW-BA** – JF Series

### JBW-BA



### JKW-BA



# AX Series Transmission & Reception Interface Units

## Transmission & Reception Interface Units



**AXW-AVT**  
Audio/Video Transmitter



**AXW-AVR**  
Audio/Video Receiver

### Features

- Interfaces AX video door station with 3rd party alternate transmission methods for longer distances

### Specifications

Power Source AXW-AVT: 24V DC, 500mA – use PS-2420UL  
AXW-AVR: supplied by Central Exchange Unit

Video In & Out Composite 1Vpp, NTSC

Video Connectors BNC

Relay N/O contact output, 30V DC, 1A

Sensor N/C contact input

Wire Type CAT-5e, 24AWG UTP-4

Distance AXW-AVT to Door Station (cumulative): max. 980' using CAT-5e

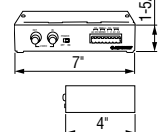
AXW-AVR to Central Exchange Unit (cumulative): max. 980' using CAT-5e

AXW-AVT or AXW-AVR to 3rd party devices: do not exceed 16'

### Used with:

AX Series

### AXW-AVT, AXW-AVR



**NOTE:** For a list of approved devices, visit [www.aiphone.com/ax](http://www.aiphone.com/ax) to download the AXW-AVT(R) instructions or contact Aiphone Technical Support at (800) 692-0200/tech@aiphone.com

# CCTV Input Modules

## CCTV Input Modules



**AXW-AZ**  
CCTV Input Module  
for AX Series



**JBW-M**  
CCTV Input Module  
for JF Series

### Features

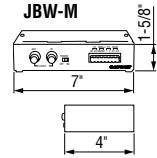
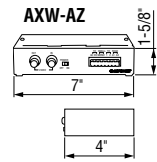
- Allows CCTV camera to be viewed on Aiphone video master station(s)
- Standard motion detector used to auto-activate camera
- Audio door station can be used for communication to camera location
- Relay output to trigger external device when CCTV camera is activated
- Video output for connection to standard CCTV monitor or recorder for full time video signal
- Sensor input to trigger CCTV automatically
- Video output allows constant viewing of CCTV Camera

### Specifications

- Power Source** AXW-AZ: supplied by Central Exchange Unit  
JBW-M: supplied by Master Station
- Video In/Out** 75Ω composite video, 1V p-p
- Video Connector** BNC
- Video Monitoring** 30 sec., controlled by master
- Camera Activation** N/C sensor input, or by master
- Wire Type** AXW-AZ: CAT-5e  
JBW-M: 2-cond., low cap, PE, solid, non-shielded – use Aiphone #871802
- Distance** AXW-AZ to Central Exchange Unit: 980' (CAT-5e)  
JBW-M to Master Station: 165' (22AWG) 330' (18AWG)

### Used with:

**AXW-AZ** – AX Series  
**JBW-M** – JF Series



# Call Extension Components & Adaptors

## Call Extension Speakers



**IER-2**  
Call Extension Speaker for DB Series, JF Series, JK Series, JP Series, JO Series, KB Series, or NEM Series



**DAR-1**  
Call Extension Sounder for DA Series

### Features

- Announces chime tone only
- Adjustable volume (3 positions)
- Indoor mounting

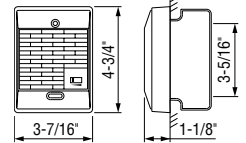
### Specifications

- Material** ABS plastic
- Mounting** Surface mount directly to wall or 1-gang box
- Wire Type** Single pair of wires, non-polarized

### Used with:

**IER-2** – DB Series, JF Series, JK Series, JO Series, JP Series, KB Series, or NEM Series  
**DAR-1** – DA Series

### IER-2, DAR-1



## Dual Master Call Adaptor



**NEW-5**  
Dual Master Call Adaptor for NEM Master Stations  
(1 per 5 shared stations – requires PS-1225UL)



**PS-1225UL**  
12V DC, 2.5A Power Supply  
→ p. 97

### Features

- Parallel-call adaptor for use with Aiphone's NEM system
- Calls from sub stations (max. 5) connected to NEW-5 signal two master stations simultaneously
- One adaptor per 5 subs in a system

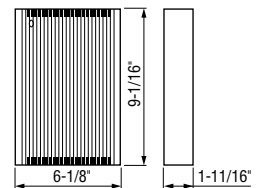
### Specifications

- Power Source** 12V DC – use PS-1225UL
- Wire Type** Dual Master Call Adaptor to each Master Station: 10 cond., overall shield – use Aiphone #822210  
Between Dual Master Call Adaptor and Sub Stations: 2 cond., overall shield – use Aiphone #822202 or #821802
- Distance** Between Dual Master Call Adaptor and Master Stations: 320' (22AWG) 750' (18AWG)  
Between Dual Master Call Adaptor and Sub Stations: 420' (22AWG) 1,000' (18AWG)

### Used with:

NEM Series

### NEW-5



## Background Music Adaptor



**NB-U**  
Background Music Adaptor for NEM Series  
(not compatible in a dual-master system)

### Features

- Background music interface for the NEM system (requires T3115BGM)
- Background music will automatically mute throughout the entire system during calling and communication
- Background music can not be switched off at sub station

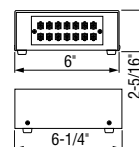
### Specifications

- Power Source** Supplied by Master Station
- Input** 10W @ 25V (PA amp)

### Used with:

NEM Series

### NB-U



# Paging Accessories

## Paging Adaptors



**AXW-PA1**  
Paging Adaptor  
for AX Series



**BA-1**  
Paging Adaptor for LEF Series,  
LEM Series, or NEM Series



**MC-A/A**  
Zone Paging Adaptor for MC Series



**PD-1**  
Zone Paging Adaptor  
for TD-H Series



**PD-2**  
Zone Paging/Talkback  
Adaptor for TD-H Series

### Features (AXW-PA1 and BA-1)

- Page from an intercom master station out to a PA system to make announcements or to locate a person
- Takes the place of a separate microphone for paging where there is an intercom
- School uses: page hallways, playground areas, cafeteria, etc.
- Medical facilities and/or office uses: page waiting areas, hallways, break rooms, etc.

### Features (MC-A/A)

- Separate music and paging controls: bass, treble and volume
- Paging pre-tone volume control
- Connects to standard paging amplifier
- Background music can be included and automatically mutes during page

### Features (PD-1 and PD-2)

- Provides paging from TD-H handsets to an overhead PA system
- Single or multi-zones, one station capacity per zone
- PAGE button located in TD-H handsets
- Music source connection, automatically mutes when paging

### Specifications (AXW-PA1 and BA-1)

Power Source	Supplied by Master Station or Central Exchange Unit
Input	BA-1: 20Ω AXW-PA1: direct Central Exchange Unit connection
Output	BA-1: 10KΩ AXW-PA1: 600Ω
Output to Adaptor	0dB and -20dB, selectable
Requirements	AUX input (10KΩ) or 100mV for rated output
Wire Type	2-cond., overall shield – use Aiphone #822202

### Specifications (MC-A/A)

Power Source	24V DC – PS-2420UL
Input	AUX 10KΩ, 0.3V–0.5V
Music Output	Range 100mV–1.2V, 10KΩ or less

### Specifications (PD-1 and PD-2)

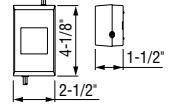
Power Source	PD-1: 12V DC, 30mA – supplied by Master Station PD-2: 12V DC, 48mA (talkback) – supplied by Master Station
Output	5KΩ, 1.5V max.

Paging & Music Ctrls.	Treble: 12dB at 10KHz Bass: 12dB at 100KHz
Amp. Input	AUX or PHONO 100K–500KΩ, 0.12V–0.5V
Music Input	17KΩ, 0.3V, 1KHz for full output
Tuner Output	Audio output range: 100mV–1.2V, 10KΩ or less
Talkback Gain	40dB, 1KHz at max. volume
Environmental Noise	Less than 80dB (phono)
Wire Type	Adaptor to Amplifier: 2-cond., overall shield – use Aiphone #822202 Adaptor to Master Station: 3-cond., overall shield – use Aiphone #822203

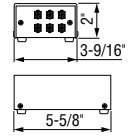
### Used with:

**AXW-PA1** – AX Series  
**BA-1** – LEF Series, LEM Series, or NEM Series  
**MC-A/A** – MC Series  
**PD-1, PD-2** – TD-H Series

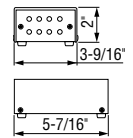
### AXW-PA1, BA-1



### MC-A/A



### PD-1, PD-2



## Paging Amplifiers



**T3115BGM**  
15W Paging  
Amplifier



**T3130BGM**  
30W Paging  
Amplifier



**DMA2060**  
60W Paging  
Amplifier



**DMA2120**  
120W Paging  
Amplifier

### Features

(T3115BGM and T3130BGM)

- 4 channel inputs, 2 zone outputs
- Wide frequency response – very low distortion
- Independent input controls (bass and treble)
- Direct muting or unmuting
- AC accessory outlet
- 8Ω, 25V and 70V output impedance
- UL 6500 listed (US and Canada)

### Features

(DMA2060 and DMA2120)

- 4 channel inputs, 2 zone outputs
- High performance – high reliability design
- Wide frequency response – very low distortion
- Independent input controls (bass and treble)
- Direct muting or unmuting
- AC accessory outlet
- 8Ω, 25V and 70V output impedance
- 24V DC, 250mA regulated power supply output
- UL 6500 listed (US and Canada)

### Specifications

(T3115BGM and T3130BGM)

Power Source	120V AC, 60Hz
Output	T3115BGM: 15W RMS T3130BGM: 30W RMS
Input	Microphone: 250Ω balanced Telephone: 600Ω balanced, Auxiliary: 47KΩ Program: 10KΩ balanced
Distortion	Less than 0.5% THD

### Specifications

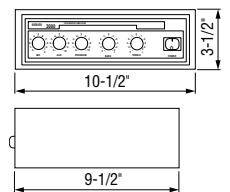
(DMA2060 and DMA2120)

Power Source	120V AC, 60Hz
Output	DMA2060: 60W RMS DMA2120: 120W RMS
Input	Microphone: 1.5M 250Ω Telephone: 100M 600Ω balanced, Auxiliary 1: 100M 47KΩ Auxiliary 2: 100M 47KΩ
Distortion	Less than 0.01% THD at 1kHz rated output

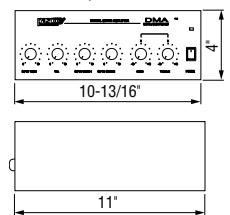
### Used with:

MC Series, TD-H Series, or paging systems

### T3115BGM, T3130BGM




### DMA2060, DMA2120



# Speaker Stations

## Flush Mount Indoor Ceiling Speaker Stations



**NP-25V**  
33 $\mu$ F, 25V Non-Polarized Capacitor

**SP-20N**  
Ceiling Speaker  
(requires NP-25V)

- 20 $\Omega$
- Indoor use
- Flush mount

**SP-2570N**  
Ceiling Speaker

- 8 $\Omega$ , 25/70V, 5W
- Indoor use
- Flush mount

**SSB-2**  
Ceiling Support Bracket  
for SP-20N and SP-2570N

### Features

- Ceiling flush mount
- 8" dual cone speaker with 12-7/8" white baffle
- Provides two-way communication (SP-20N)
- Call button can be added to call master station (additional components required – SP-20N)
- Excellent sound and voice reproduction
- Easy installation in a drop tile ceiling using the SSB-2

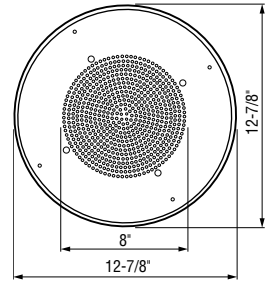
### Specifications

Power Capacity	8 watts RMS
Impedance	SP-20N: 20 $\Omega$ direct SP-2570N: 8 $\Omega$ direct or 25/70V transformer
Frequency Response	65–17KHz
Wattage Taps	SP-2570N: 25V (0.325, 0.625, 1.25, 2.5, and 5), 70V (0.312, 0.625, 1.25, 2.5, and 5), 8 $\Omega$ direct


### Used with:

**SP-20N** – LEF Series, LEM Series, or NEM Series  
**SP-2570N** – Any Aiphone intercom system with paging ability

### SP-20N, SP-2570N



## Flush Mount Indoor Ceiling Speaker Sub Stations with Surface Mount Options




**AS-3N**  
Ceiling Speaker

- Hands-free reply
- Indoor use
- Flush mount

**NB-L**  
Ceiling Speaker Sub Station

- Call-in LED
- Hands-free reply
- Indoor use
- Flush mount



**NBZ-M**  
Flush Mount Square  
Frame for AS-3N or NB-L

**N-EA**  
Surface Mount Round  
Frame for AS-3N or NB-L

### Features (AS-3N)

- Overhead hands-free communication with master station
- Remote push button to call master station (optional)
- Call-in activates tone and light at master
- Call-in LED remains activated for 20 seconds after call button is released (MP-3S, AP-5M, AP-10M)
- Flush mounts in ceiling with provided equipment

### Features (NB-L)

- Overhead hands-free communication with master station
- Remote push button to call master station (optional)
- Call-in activates tone and light at master
- Call tone and LED remain until call is answered
- Flush mounts in ceiling with provided equipment

### Specifications (AS-3N)

Call Button	Optional NP-B (with NP-W surface box if required)
Mounting	Flush mount in ceiling

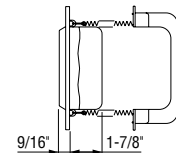
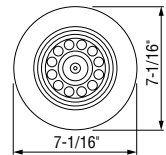
### Specifications (NB-L)

Call Button	Optional NAR-6A (with NP-W surface box if required)
Mounting	Flush mount in ceiling

### Used with:

**AS-3N** – AP-M Series or MP-S Series  
**NB-L** – NEM Series

### AS-3N, NB-L



## Surface Mount Indoor & Outdoor Horn Speaker Stations



**AH-108**  
Horn Speaker

- 8 $\Omega$ , 10W
- Indoor or outdoor use
- Surface mount

**AH-16TN**  
Horn Speaker

- 8 $\Omega$ , 25/70V, 16W
- Indoor or outdoor use
- Surface mount

**AH-32TN**  
Horn Speaker

- 25/70V, 32W
- Indoor or outdoor use
- Surface mount

### Features

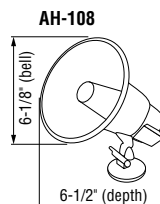
- All metal weather proof construction for indoor or outdoor use
- Universal swivel mount base and beige baked enamel finish
- AH-108 is an 8 $\Omega$ , 10W horn speaker with a built-in, non-polarized capacitor
- AH-16TN has a built-in 25/70V transformer which provides 1, 2, 4, 8 and 16 watt taps, plus 8 $\Omega$  direct
- AH-32TN has a built-in 25/70V transformer which provides 2, 4, 8, 16 and 32 watt taps

### Features (additional features for AH-16TN and AH-32TN)

- High intelligibility, used for paging into large or high-noise areas
- Screwdriver selectable wattage taps

### Specifications

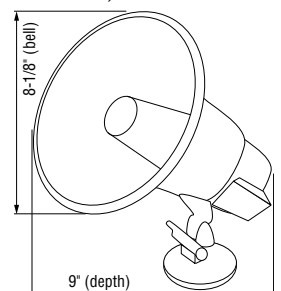
Power Capacity	10/16/32 watts (continuous)
Impedance	Varies by model
Frequency Response	AH-108: 300–10KHz AH-16TN: 350–15KHz AH-32TN: 325–15KHz
Wattage Taps	25V: 0.5, 1, 2, 4 and 8 70V: 1, 2, 4, 8 and 16
Dispersion Angle	Varies by model
Sound Pressure	AH-108: 110dB at rated output measured on a 4' axis AH-16TN: 119dB at rated output measured on a 4' axis AH-32TN: 124dB at rated output measured on a 4' axis
Mic. Sensitivity	AH-108: -26dBm (re: 10 dynes/cm <sup>2</sup> ) AH-16TN and AH-32TN: -28dBm (re: 10 dynes/cm <sup>2</sup> )



### Used with:

**AH-108** – Mid-power (MP-S) system for two-way communication, can also be used with LEF and NEM systems with LT-1 (NEM requires additional equipment)  
**AH-16TN** – High-power (AP-M) system, set on 8 $\Omega$  tap for two-way communication (add NP-25V capacitor or NP-B call button when using with MP-S or AP-M systems) and Aiphone systems with a 70V paging ability  
**AH-32TN** – Aiphone systems with a 70V paging ability

### AH-16TN, AH-32TN





# UL Listed Class 2 Power Supplies & Transformers

## 12V AC Transformer



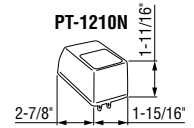
**PT-1210N**  
12V AC  
Transformer

### Specifications

Input Voltage 120V AC, 60Hz  
Output Voltage 12V AC, 10VA, 830mA

### Used with:

CCS-1A, EL-12S,  
IE-8MD, or LEM-1DL



## 15V AC Transformer



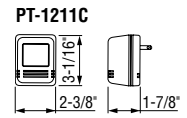
**PT-1211C**  
15V AC  
Transformer

### Specifications

Input Voltage 120V AC, 60Hz  
Output Voltage 15V AC, 10VA, 700mA

### Used with:

DA-1DS, DA-4DS,  
DB-1MD, DB-1SD,  
or IPW-1A



## 6V DC Power Supply



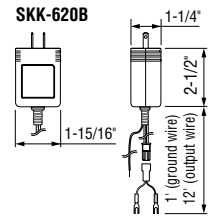
**SKK-620B**  
6V DC Power Supply

### Specifications

Cord Length 12'  
Ground Wire Length 1'  
Input Voltage 120V AC, 60Hz  
Output Voltage 6V DC, 200mA

### Used with:

AT-406, C-123L/A,  
C-123LW, LEM-1,  
LEM-3, or TAR-3



## 12V DC Power Supply



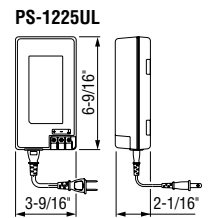
**PS-1225UL**  
12V DC, 2.5A  
Power Supply

### Specifications

Cord Length 6' 2"  
Input Voltage 100-240V AC,  
50/60Hz, 37W,  
65-82VA  
Output Voltage 12V DC, 2.5A

### Used with:

LEF, LEF-C, MP-S,  
TD-H/B, or NEW-5



## 18V DC Power Supply



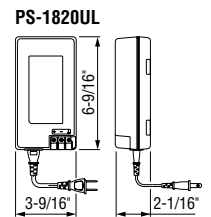
**PS-1820UL**  
18V DC, 2A  
Power Supply

### Specifications

Cord Length 6' 2"  
Input Voltage 100-240V AC,  
50/60Hz, 45W,  
75-95VA  
Output Voltage 18V DC, 2A

### Used with:

JF Series, JK Series,  
or JO Series



## 24V DC Power Supply



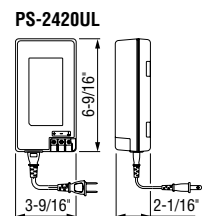
**PS-2420UL**  
24V DC, 2A  
Power Supply

### Specifications

Cord Length 6' 2"  
Input Voltage 100-240V AC,  
50/60Hz, 60W,  
100-125VA  
Output Voltage 24V DC, 2A

### Used with:

AX Series, GT Series,  
IM Series, JP Series,  
KB Series, MC Series,  
NEM Series, NHX Series,  
RA Wall Boxes, or  
RA Modular Towers




## 48V DC Power Supply & Rack Mount

**IS-PU-UL**  
48V DC, 2A Power Supply

**IS-RACK\***  
19" Rack Mount for  
up to 3 IS-PU-ULs  
(image shown with 1 IS-PU-UL)

\* IS-PU-UL power supply not included

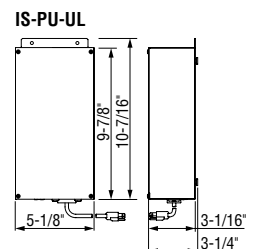


### Specifications

Cord Length 5' 10"  
Input Voltage AC 100 - 240V,  
50/60Hz, 120W  
Output Voltage DC 48V, 2.1A  
Temp. Rating 32°-104°F (0°-40°C)

### Used with:

IS Series



# Miscellaneous Accessories

## Back Boxes



**BBX-1E**  
**BBX-3E** (not shown)  
Back Box for  
Flush Mounting  
Semi-Flush  
Sub Stations

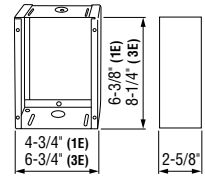
### Features

- Provides easy installation of LEF-C units

### Used with:

- BBX-1E** – AX-B, AX-BN, LE-B, LE-BN, LEF-1C, or LEF-3C  
**BBX-3E** – LEF-5C or LEF-10C

### BBX-1E, BBX-3E



## Surge Arrestor



**SA-1**  
Surge Arrestor

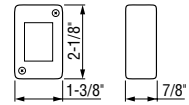
### Features

- A surge arrester designed to protect Aiphone intercom systems from damage due to power surges and lightning strikes
- Can be used to protect power inputs to all Aiphone DC powered systems and intercom circuits by dispersing surges on the station wires
- Each SA-1 will protect two intercom station wires and discharge up to 180V of surge voltage

### Used with:

- AP-M Series, C-123L/A Set, CCS-1A Set, GT Series, IE-8 Series, KB Series, LEF Series, LEM Series, MC-60/4A Series, MP-S Series, NEM Series, or Power Supplies

### SA-1



## All Call, Music, & Chime Adaptor



**BG-10C**  
All Call, Chime,  
and Music Adaptor  
(1 BG-10C is required  
for every 11 stations)

### Features

- Music ON/OFF switch plus music and chime selector switch for each station
- Chime volume control plus music, bass, and treble controls
- All Call pre-tone volume and speech volume controls
- Terminals for power supply, music and door station connection and LEF-C network (All Call and music receiving)
- Provides All Call and door chime for LEF-C and LEF-10S systems
- Background music input

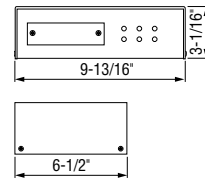
### Specifications

- Power Source All Call, Music, Chime: 12V DC, 2.5A  
Standby: 100mA
- All Call Transmit From LEF-1C, LEF-3C, LEF-5C, LEF-10C, and LEF-10S
- All Call Receive All LEF master stations
- BGM Input AUX R, E and AUX L, E
- Controls Music ON/OFF, 11 selector switches of music and chime (off or chime only)
- Wire Type BG-10C to LEF-10C: 19 wires max. – use Aiphone #822220  
To each LE-D or LE-DA: 3 wires – use Aiphone #822203

### Used with:

LEF Series

### BG-10C



## Motion Detector Adaptor



**MKW-DK/A**  
Motion Detector Adaptor for  
JF Series Video Door Stations

### Features

- For enhanced security with Aiphone video entry systems, allows a standard motion detector (with N/O contacts) to be used to activate the camera automatically
- The MKW-DK/A can be used with JF Series
- Connects to motion detector or remote activation device
- Small enough to be concealed behind the video door station (with the KB system use the KB-DAR-M)
- Only wiring needed is from the motion detector to the camera location

### Used with:

JF Series

## Auxiliary Control Relays



**MAW-B**  
Auxiliary Light  
Control Relay



**TAR-3**  
External Signaling Relay  
(requires SKK-620B)



**SKK-620B**  
6V DC Power Supply  
→ p.97

### Features (MAW-B)

- Used for turning on an auxiliary light to spotlight a caller at the entrance
- Light is illuminated when the door call button is pushed and during visual monitoring mode

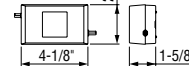
### Specifications (MAW-B)

- Power Source 24V DC – use PS-2420UL
- Contact Rating Dry closure contact for general lighting of less than 100W

### Used with:

**MAW-B** – KB-3MRD  
**TAR-3** – AT-406, IE-8 Series

### MAW-B, TAR-3



### Features (TAR-3)

- Allows integration of a doorbell to intercom
- Device will be activated as long as chime is ringing

### Specifications (TAR-3)

- Power Source 6V DC – use SKK-620B
- Contact Rating 240V AC, 0.3A, 24V DC, 1A (bell, buzzer, chime, etc., must be AC operated or DC mechanical type only)

# Miscellaneous Accessories (continued)

## Sub Station Surface Mount Box



**NBX-2**  
Surface Mount  
Box for NA-NE

### Features

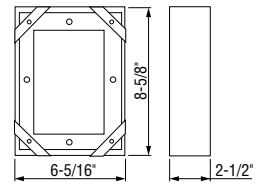
- Includes space inside for wiring
- Can mount directly to wall surface
- Openings at bottom allow for moisture drainage

### Specifications

- Material** Powder-coated 18AWG stainless steel
- Mounting** Surface mount directly to wall using hardware included with NA-NE (8 x 32 with T-15 Torx head)

**Used with:**  
NA-NE

### NBX-2



## Desk Stand



**MCW-S/A**  
Desk Stand for AX-8M, AX-8MV, AX-8MV-W, DB-1MD, DB-1SD, GT-2C, GT-2H, GT-1C, GT-1A, JF-2MED, JF-2HD, JK-1HD, JK-1MED, JP-4MED, JP-4HD, JO-1MD, JO-1FD, KB-3MRD, or KB-3HRD

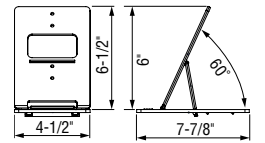
### Features

- Allows desk mounting of master and/or handset station
- Station is propped up for easier viewing
- Pre-drilled mounting holes
- Made of ABS plastic
- Adjustable to 45° or 60° angles


### Used with:

- AX-8M, AX-8MV, AX-8MV-W, DB-1MD, DB-1SD, GT-2C, GT-2H, GT-1C, GT-1A, JF-2MED, JF-2HD, JK-1HD, JK-1MED, JO-1FD, JO-1MD, JP-4HD, JP-4MED, KB-3MRD, or KB-3HRD

### MCW-S/A



## Mounting Plate



**MKW-P**  
1-Gang Mounting  
Plate for JF-DV,  
JK-DV, JO-DV,  
or JP-DV

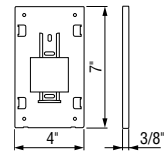
### Features

- Hardware included
- Adapts the JF-DV, JK-DV, JO-DV, and JP-DV surface mount door stations to a standard 1-gang box or ring

### Used with:

- JF-DV, JK-DV, JO-DV, or JP-DV

### MKW-P



## Dual Master Adaptor Kit



**DAK-2S**  
Dual Master  
Adaptor Kit

### Features

- Allows second master station to be used in C-123L/A, LEM-1DL, and MP-S systems
- Allows RY-AC/A to be used for external signaling in C-123L/A, LEM-1DL, and MP-S systems
- Two component modules per kit
- Included with the C-123LW and C-ML/A

### Used with:

- C-123LW, C-ML/A, LEM-1DL, MP-1S, or MP-3S

## Gooseneck Microphone & Acoustic Tube



**IME-100**  
Gooseneck  
Microphone  
(sold separately)  
• Flexible neck  
• Hands-free  
communication

**IAX-100**  
Acoustic Tube  
Extension, 33"

### Specifications (IME-100)

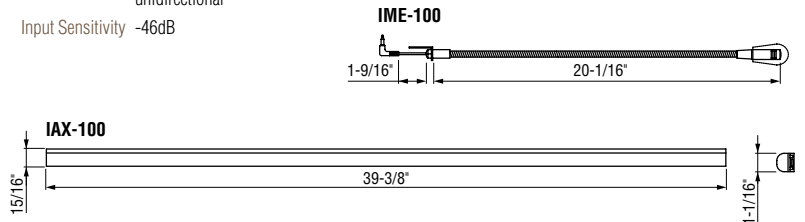
- Microphone** Condenser microphone, unidirectional
- Input Sensitivity** -46dB

### Specifications (IAX-100)

- Material** Aluminum

### Used with:

- IM Series



## Optional Microphone & Sensor



**ISE-100**  
Proximity  
Sensor



**IME-150**  
Optional  
Microphone

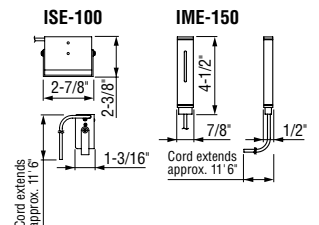
### Specifications (ISE-100)

- Power Source** 24V DC – supplied by MU-100
- Material** Aluminum
- Wire** Aiphone #821802

### Specifications (IME-150)

- Microphone** Condenser microphone, omnidirectional
- Material** Aluminum
- Detect Area** 2m
- Wire** Aiphone #821802

**Used with:**  
IM Series



# Index & Product Dimensions

Model Name	p. #	INCHES					MILLIMETERS				
		Height	Width	Depth	Recessed	Diameter	Height	Width	Depth	Recessed	Diameter
AC-10F	92	5-3/16"	4-5/8"	*	-	-	132	117	*	-	-
AC-10S	92	4-15/16"	3-7/8"	1-5/16"	-	-	125	98	33	-	-
AH-108	96	-	-	6-1/2"	-	6-1/8"	-	-	165	-	156
AH-16TN	96	-	-	9"	-	8-1/8"	-	-	229	-	206
AH-32TN	96	-	-	9"	-	8-1/8"	-	-	229	-	206
AI-100	63	15-1/4"	1-1/16"	15/16"	-	-	388	27	24	-	-
AP-10M	67	9-15/16"	10-7/8"	5-1/2"	-	-	253	276	140	-	-
AP-1M	67	9-7/16"	7-11/16"	4-1/2"	-	-	240	196	114	-	-
AP-5M	67	9-15/16"	10-7/8"	5-1/2"	-	-	253	276	140	-	-
AS-3A	66, 67	6-15/16"	5-13/16"	3-1/16"	-	-	177	148	78	-	-
AS-3N	96	-	-	2-7/16"	-	7-1/16"	-	-	62.5	-	180
AT-206	61	8-1/4"	3-1/8"	2-1/16"	-	-	210	80	52	-	-
AT-206B	61	8-1/4"	3-1/8"	2-1/16"	-	-	210	80	52	-	-
AT-306	61	8-1/4"	3-1/8"	2-1/16"	-	-	210	80	52	-	-
AT-306B	61	8-1/4"	3-1/8"	2-1/16"	-	-	210	80	52	-	-
AT-406	61	-	-	-	-	-	-	-	-	-	-
AT-406B/A	61	-	-	-	-	-	-	-	-	-	-
AX-084C	34	3-7/16"	18-7/8"	13-3/16"	-	-	88	480	335	-	-
AX-16SW	35	6-7/8"	3-3/8"	1-7/8"	-	-	175	86	48	-	-
AX-248C	34	3-7/16"	18-7/8"	13-3/16"	-	-	88	480	335	-	-
AX-320C	35	3-7/16"	18-7/8"	13-3/16"	-	-	88	480	335	-	-
AX-8M	35	6-7/8"	7-5/8"	2-9/16"	-	-	175	194	65	-	-
AX-8MV	35	6-7/8"	7-5/8"	2-9/16"	-	-	175	194	65	-	-
AX-8MV-W	35	6-7/8"	7-5/8"	2-9/16"	-	-	175	194	65	-	-
AX-A	85	7-1/16"	5-5/8"	2-1/8"	-	-	180	143	53.5	-	-
AX-AN	85	7-1/16"	5-5/8"	2-1/8"	-	-	180	143	53.5	-	-
AX-B	85	8-3/16"	6"	2"	9/16"	-	208	153	50.5	15	-
AX-BN	85	8-3/16"	6"	2"	9/16"	-	208	153	50.5	15	-
AX-DM	84	6-5/16"	1-11/16"	7/8"	-	-	160	43	22.5	-	-
AX-DV	84	7-11/16"	3-15/16"	1"	-	-	195	100	25	-	-
AX-DVF	84	9-11/16"	5-3/4"	*	-	-	246	146	*	-	-
AX-DVF-P	84	11-5/8"	5-3/4"	*	-	-	295	146	*	-	-
AX-DV-P	84	9-5/8"	3-15/16"	1"	-	-	245	100	25	-	-
AXW-AVR	93	1-5/8"	7"	4"	-	-	41	178	102	-	-
AXW-AVT	93	1-5/8"	7"	4"	-	-	41	178	102	-	-
AXW-AZ	94	1-5/8"	7"	4"	-	-	41	178	102	-	-
AXW-PA1	95	4-1/8"	2-1/2"	1-1/2"	-	-	105	64	38	-	-
BA-1	95	4-1/8"	2-1/2"	1-1/2"	-	-	105	64	38	-	-
BBX-1E	98	6-3/8"	4-3/4"	2-5/8"	-	-	162	121	67	-	-
BBX-3E	98	8-1/4"	6-3/4"	2-5/8"	-	-	210	171	67	-	-
BG-10C	98	3-1/16"	9-13/16"	6-1/2"	-	-	77	250	165	-	-
C-123L/A	58	-	-	-	-	-	-	-	-	-	-
C-123LW	58	-	-	-	-	-	-	-	-	-	-
CC-1M	59	7-1/16"	4-13/16"	1-5/16"	-	-	180	123	33	-	-
CC-DA	59	4-1/2"	2-3/4"	1-3/16"	-	-	114	70	30	-	-
C-D	58	4-3/4"	3-7/16"	1-1/8"	-	-	120	88	29	-	-
C-ML/A	58	7-1/2"	5-1/8"	1-3/4"	-	-	190	130	44	-	-
DA-1AS	48	-	-	-	-	-	-	-	-	-	-
DA-1DS	48, 50	6-7/8"	3-15/16"	7/8"	-	-	175	100	22	-	-
DA-1MD	48, 49	7-7/8"	3-1/2"	2-1/2"	-	-	200	89	63	-	-
DA-2DS	49, 50	6-7/8"	3-15/16"	7/8"	-	-	175	100	22	-	-
DA-4DS	49, 50	6-7/8"	3-15/16"	7/8"	-	-	175	100	22	-	-
DAK-2S	99	-	-	-	-	-	-	-	-	-	-
DAR-1	94	4-3/4"	3-7/16"	1-1/8"	-	-	120	88	29	-	-
DB-1MD	50	7-5/16"	3-1/8"	1-1/16"	-	-	185	80	27	-	-
DB-1SD	50	7-5/16"	3-1/8"	1-1/16"	-	-	185	80	27	-	-
DBS-1A	50	-	-	-	-	-	-	-	-	-	-
DE-UR	64	6-5/16"	5-7/8"	1-3/4"	-	-	160	150	45	-	-
DMA2060	95	4"	10-13/16"	11"	-	-	102	274	280	-	-
DMA2120	95	4"	10-13/16"	11"	-	-	102	274	280	-	-
DR-100	63	5-7/8"	3-5/16"	1-7/16"	-	-	150	84	36	-	-
EL-12S	91	4-1/8"	1"	1-1/4"	-	-	105	25	31	-	-
GF-10KP	46	3-13/16"	4-5/16"	9/16"	-	-	96.1	110	14.4	-	-
GF-1P	46	3-3/4"	4-5/16"	5/8"	-	-	95.2	110	15.8	-	-

Model Name	p. #	INCHES					MILLIMETERS				
		Height	Width	Depth	Recessed	Diameter	Height	Width	Depth	Recessed	Diameter
GF-2B	47	7-7/8"	4-5/16"	1-3/4"	-	-	200	110	44	-	-
GF-2F	47	8-7/8"	5-5/16"	5/8"	-	-	225	135	16	-	-
GF-2P	46	3-3/4"	4-5/16"	5/8"	-	-	95.2	110	15.8	-	-
GF-3B	47	11-5/8"	4-5/16"	1-3/4"	-	-	295	110	44	-	-
GF-3F	47	12-5/8"	5-5/16"	5/8"	-	-	320	135	16	-	-
GF-3P	46	3-3/4"	4-5/16"	5/8"	-	-	95.2	110	15.8	-	-
GF-4P	46	3-3/4"	4-5/16"	5/8"	-	-	95.2	110	15.8	-	-
GF-AP	46	3-3/4"	4-5/16"	9/16"	-	-	95.2	110	14.3	-	-
GF-BP	46	3-3/4"	4-5/16"	9/16"	-	-	95.2	110	14.3	-	-
GFK-PS	41, 43	4-1/2"	2-3/4"	*	-	-	114	70	*	-	-
GFW-S	44	2-7/8"	8-1/2"	4-9/16"	-	-	73	216	116	-	-
GT Operation Plate	46	-	-	-	-	-	-	-	-	-	-
GT-102H	47	9-9/16"	6-1/8"	2-5/8"	-	-	243	155	67	-	-
GT-102HB	47	9-9/16"	6-1/8"	2-11/16"	-	-	243	155	68	-	-
GT-103H	47	13-5/16"	6-1/8"	2-5/8"	-	-	338	155	67	-	-
GT-103HB	47	13-5/16"	6-1/8"	2-11/16"	-	-	338	155	68	-	-
GT-104H	47	17-7/16"	6-1/8"	2-5/8"	-	-	443	155	67	-	-
GT-104HB	47	17-7/16"	6-1/8"	2-11/16"	-	-	443	155	68	-	-
GT-10K	46	3-9/16"	4-3/16"	1-11/16"	-	-	90.5	106	42.5	-	-
GT-1A	45	6-7/8"	4-15/16"	1-1/4"	-	-	175	125	32	-	-
GT-1C	45	5-1/2"	7-1/2"	1-3/16"	-	-	140	190	30	-	-
GT-1D	45	7-7/8"	3-1/2"	2-1/2"	-	-	200	89	63	-	-
GT-1M-L	45	8-1/4"	8-7/16"	2-11/16"	-	-	210	215	69	-	-
GT-202H	47	9-9/16"	11-7/16"	2-5/8"	-	-	243	290	67	-	-
GT-202HB	47	9-9/16"	11-7/16"	2-11/16"	-	-	243	290	68	-	-
GT-203H	47	13-5/16"	11-7/16"	2-5/8"	-	-	338	290	67	-	-
GT-203HB	47	13-5/16"	11-7/16"	2-11/16"	-	-	338	290	68	-	-
GT-2C	45	5-1/2"	7-1/2"	1-3/16"	-	-	140	190	30	-	-
GT-2H	45	5-1/2"	7-1/2"	1-3/16"	-	-	140	190	30	-	-
GT-303HB	47	13-5/16"	16-3/4"	2-11/16"	-	-	338	425	68	-	-
GT-4B	47	15-3/4"	4-5/16"	1-3/4"	-	-	400	110	44	-	-
GT-4F	47	16-3/4"	5-5/16"	5/8"	-	-	425	135	16	-	-
GT-4Z	46	4-1/4"	4-13/16"	2-3/8"	-	-	108.5	122.5	61	-	-
GT-AC	46	3-3/4"	4-5/16"	1-1/8"	-	-	95	110	29	-	-
GT-AD	46	3-9/16"	4-3/16"	1-11/16"	-	-	90.5	106	42.5	-	-
GTA-DES	44	12-5/8"	5-5/16"	*	-	-	320	135	*	-	-
GT-BC	46	4-1/4"	4-13/16"	2-3/8"	-	-	108.5	122.5	61	-	-
GT-BCX	46	4-1/4"	8-1/4"	2-7/16"	-	-	108.5	210	62	-	-
GT-D	44	5-1/8"	3-7/8"	1-1/8"	-	-	130	98	28.5	-	-
GT-DA-L	46	3-11/16"	4-1/4"	1-15/16"	-	-	93	108	49	-	-
GT-DM	44	16-1/8"	5-7/8"	2-11/16"	-	-	410	150	68	-	-
GT-DP-L	46	3-3/4"	4-5/16"	5/16"	-	-	95	110	8	-	-
GT-HID	46	3-9/16"	4-3/16"	1-15/16"	-	-	90.5	106	48.5	-	-
GT-HS	45	6-15/16"	1-3/4"	1-13/16"	-	-	177	45	46	-	-
GT-MK	44	8-1/4"	8-7/16"	2-11/16"	-	-	210	215	69	-	-
GT-NS	46	3-9/16"	4-3/16"	1-15/16"	-	-	90.5	106	48.5	-	-
GT-NSP-L	46	3-3/4"	4-5/16"	5/8"	-	-	96	110	15.5	-	-
GT-OP2	46	8-7/8"	5-5/16"	2"	-	-	225	135	51	-	-
GT-OP3	46	12-5/8"	5-5/16"	2"	-	-	320	135	51	-	-
GT-RY	41, 43	1-3/8"	2-3/16"	7/8"	-	-	35	55	22	-	-
GT-SW	46	3-9/16"	4-3/16"	1-11/16"	-	-	90.5	106	42.5	-	-
GT-TLI	45	2-3/16"	9-7/16"	7-1/16"	-	-	55	240	180	-	-
GT-VA	46	3-11/16"	4-1/4"	2-1/4"	-	-	93	108	56.5	-	-
GT-VAX	46	3-9/16"	4-3/16"	1-11/16"	-	-	90.5	106	42.5	-	-
GT-VBC	46	4-1/4"	4-13/16"	2-3/8"	-	-	108.5	122.5	61	-	-
GT-VBX	46	4-1/4"	8-1/4"	2-3/8"	-	-	108.5	210	61	-	-
GTV-DES104	44	16-3/4"	5-5/16"	*	-	-	425	135	*	-	-
GTV-DES202	44	8-7/8"	10-5/8"	*	-	-	225	270	*	-	-
GT-VP	46	3-3/4"	4-5/16"	5/16"	-	-	95	110	8	-	-
GTW-LC	46	4-1/4"	8-1/4"	2-3/8"	-	-	108.5	210	61	-	-
HID-SS	92	4-3/4"	4-3/4"	*	-	-	121	121	*	-	-
IAI-100	63	-	-	-	-	-	-	-	-	-	-
IAX-100	99	15/16"	39-3/8"	1-1/16"	-	-	24	1000	27	-	-
IE-8HD	60	8-1/4"	4-5/16"	3-1/8"	-	-	210	110	79	-	-
IE-8MD	60	8-1/4"	4-5/16"	3-1/8"	-	-	210	110	79	-	-
IE-JA	86	4-1/2"	4-9/16"	*	-	-	115	116	*	-	-

\* Aiphone recommends a 2-1/2" minimum back box depth for all flush mount stations.

Model Name	p. #	INCHES					MILLIMETERS				
		Height	Width	Depth	Recessed	Diameter	Height	Width	Depth	Recessed	Diameter
IER-2	94	4-3/4"	3-7/16"	1-1/8"	-	-	120	88	29	-	-
IE-SS/A	86	4-3/4"	4-3/4"	*	-	-	121	121	*	-	-
IE-SSR	86	4-3/4"	4-3/4"	*	-	-	121	121	*	-	-
IE-SSV	86	4-3/4"	4-3/4"	*	-	-	121	121	*	-	-
IF-DA	86	5-1/8"	3-7/8"	1-1/8"	-	-	130	98	28.5	-	-
IM-1	63	-	-	-	-	-	-	-	-	-	-
IME-100	99	20-1/16"	1-9/16"	-	-	-	510	40	-	-	-
IME-150	99	4-1/2"	7/8"	1/2"	-	-	115	23	13	-	-
IMU-100	63	-	-	-	-	-	-	-	-	-	-
IPW-1A	17	1-1/2"	4-1/4"	4-15/16"	-	-	38	108	125	-	-
IS-CCU	15, 22, 25	3-7/16"	18-7/8"	11"	-	-	88	480	280	-	-
IS-DV	75	8-7/16"	4-1/8"	1-1/8"	-	-	215	105	28	-	-
IS-DVF	76	10-7/16"	5-7/8"	*	-	-	265	150	*	-	-
IS-DVF-2RA	77	11-11/16"	7"	*	-	-	297	178	*	-	-
IS-DVF-HID	76	12-3/8"	7"	*	-	-	315	178	*	-	-
IS-DVF-HID-I	76	12-3/8"	7"	*	-	-	315	178	*	-	-
ISE-100	99	2-3/8"	2-7/8"	1-3/16"	-	-	60	72	30	-	-
IS-HTR	75	8-7/16"	4-1/8"	3/8"	-	-	215	105	10	-	-
IS-IP4DVF	76	12-3/8"	7"	*	-	-	315	178	*	-	-
IS-IPC	15, 22, 25	3-7/16"	18-7/8"	11"	-	-	88	480	280	-	-
IS-IPDV	75	8-7/16"	4-1/8"	1-1/8"	-	-	215	105	28	-	-
IS-IPDVF	76	10-7/16"	5-7/8"	*	-	-	265	150	*	-	-
IS-IPDVF-HID	76	12-3/8"	7"	*	-	-	315	178	*	-	-
IS-IPMV	13, 15	7-7/16"	9-13/16"	2-5/16"	-	-	189	250	59	-	-
IS-MB	91	8-7/16"	4-1/8"	1/4"	-	-	215	105	6.34	-	-
IS-MV	23, 25	7-7/16"	9-13/16"	2-5/16"	-	-	189	250	59	-	-
IS-PU-UL	97	10-7/16"	5-1/8"	3-1/4"	-	-	265	130	83	-	-
IS-RACK	97	3-7/16"	16-9/16"	11-13/16"	-	-	88	420	300	-	-
IS-RCU	15, 22, 25	3-7/16"	18-7/8"	11"	-	-	88	480	280	-	-
IS-RS	74	7-13/16"	4-9/16"	2-1/2"	-	-	199	116.5	64	-	-
IS-SCU	15, 22, 25	3-7/16"	18-7/8"	11"	-	-	88	480	280	-	-
ISS-IPMDF	13	-	-	-	-	-	-	-	-	-	-
ISS-IPMDV	13	-	-	-	-	-	-	-	-	-	-
ISS-IPSWDF	13	-	-	-	-	-	-	-	-	-	-
ISS-IPSWDV	13	-	-	-	-	-	-	-	-	-	-
IS-SOFT	13, 15	-	-	-	-	-	-	-	-	-	-
IS-SS	75	10-7/16"	5-7/8"	*	-	-	265	150	*	-	-
IS-SS-2G	75	4-3/4"	4-3/4"	*	-	-	120	120	*	-	-
IS-SS-2RA	77	11-11/16"	7"	*	-	-	297	178	*	-	-
IS-SS-2RA-R	77	11-11/16"	7"	*	-	-	297	178	*	-	-
IS-SS-CI	75	11-11/16"	7"	*	-	-	297	178	*	-	-
IS-SSR-2G	75	4-3/4"	4-3/4"	*	-	-	120	120	*	-	-
IS-SS-RA	77	11-11/16"	7"	*	-	-	297	178	*	-	-
IS-SS-RA-R	77	11-11/16"	7"	*	-	-	297	178	*	-	-
IS-WBCA	78	26"	8"	4"	-	-	660	203	102	-	-
IS-WBCE	78	26"	8"	4"	-	-	660	203	102	-	-
IS-WBHA	78	27"	8"	4"	-	-	686	203	102	-	-
IS-WBHE	78	27"	8"	4"	-	-	686	203	102	-	-
IX-BA	73	5-1/16"	3-13/16"	1-5/8"	-	-	129	96.8	42	-	-
IX-DA	73	5-1/16"	3-13/16"	1-5/8"	-	-	129	96.8	42	-	-
IX-DF	73	10-7/16"	5-7/8"	*	-	-	265	150	*	-	-
IX-DF-2RA	74	11-11/16"	7"	*	-	-	297	178	*	-	-
IX-DF-HID	73	10-7/16"	5-7/8"	*	-	-	265	150	*	-	-
IX-DF-HID-I	73	10-7/16"	5-7/8"	*	-	-	265	150	*	-	-
IX-MV	9, 11	7-7/16"	9-13/16"	2-5/16"	-	-	189	250	59	-	-
IX-SS	73	10-7/16"	5-7/8"	*	-	-	265	150	*	-	-
IX-SS-2RA	74	11-11/16"	7"	*	-	-	297	178	*	-	-
IX-SS-RA	74	11-11/16"	7"	*	-	-	297	178	*	-	-
JBW-BA	93	4-5/16"	4-13/16"	2-3/8"	-	-	109	123	61	-	-
JBW-M	94	1-5/8"	7"	4"	-	-	41	178	102	-	-
JF-2HD	33	7-1/16"	5-5/16"	1-1/4"	-	-	179	135	32	-	-
JF-2MED	32	7-1/16"	5-5/16"	1-1/4"	-	-	179	135	32	-	-
JF-2SD	33	6-5/16"	3-9/16"	1"	-	-	160	90	25	-	-
JF-D	83	5-1/8"	3-7/8"	1-1/8"	-	-	130	98	28.5	-	-
JF-DA	83	5-3/16"	3-7/8"	1-9/16"	-	-	131	99	40	-	-
JF-DV	83	6-13/16"	3-7/8"	1-1/16"	-	-	173	98	27	-	-

Model Name	p. #	INCHES					MILLIMETERS				
		Height	Width	Depth	Recessed	Diameter	Height	Width	Depth	Recessed	Diameter
JF-DVF	83	8-1/4"	5-5/16"	*	-	-	209	135	*	-	-
JF-DVF-HID	83	11-5/8"	5-11/16"	*	-	-	295	144	*	-	-
JF-DVF-HID-I	83	11-5/8"	5-11/16"	*	-	-	295	144	*	-	-
JFS-2AED	33	-	-	-	-	-	-	-	-	-	-
JFS-2AEDF	33	-	-	-	-	-	-	-	-	-	-
JFS-2AEDV	33	-	-	-	-	-	-	-	-	-	-
JK-1HD	31	7-5/16"	5-5/16"	1-1/16"	-	-	185	135	27	-	-
JK-1MED	18, 30	7-5/16"	5-5/16"	1-1/16"	-	-	185	135	27	-	-
JK-1SD	31	7-5/16"	3-1/8"	1-1/16"	-	-	185	80	27	-	-
JK-DA	82	5-1/16"	3-13/16"	1-3/8"	-	-	129	97	35.5	-	-
JK-DV	82	6-13/16"	3-7/8"	1"	-	-	173	98	25	-	-
JK-DVF	82	8-1/4"	5-5/16"	*	-	-	209	135	*	-	-
JK-DVF-AC	82	11-5/8"	5-11/16"	*	-	-	295	144	*	-	-
JK-DVF-HID	82	11-5/8"	5-11/16"	*	-	-	295	144	*	-	-
JK-MB	91	6-13/16"	3-7/8"	3/16"	-	-	173	98	4.79	-	-
JKS-1AED	31	-	-	-	-	-	-	-	-	-	-
JKS-1AEDF	31	-	-	-	-	-	-	-	-	-	-
JKS-1AEDV	31	-	-	-	-	-	-	-	-	-	-
JKS-IPED	19	-	-	-	-	-	-	-	-	-	-
JKS-IPEF	19	-	-	-	-	-	-	-	-	-	-
JKS-IPEV	19	-	-	-	-	-	-	-	-	-	-
JKW-BA	93	4-1/4"	4-13/16"	2-3/8"	-	-	108	122	61	-	-
JKW-IP	19	7-7/8"	5-7/8"	1-3/8"	-	-	200	150	35.5	-	-
JO-1FD	28	5-1/8"	9-1/16"	13/16"	-	-	130	230	21	-	-
JO-1MD	29	5-1/8"	9-1/16"	13/16"	-	-	130	230	21	-	-
JO-DA	81	5-1/16"	3-13/16"	1-3/8"	-	-	129	97	35.5	-	-
JO-DV	81	6-13/16"	3-7/8"	1-1/16"	-	-	173	98	26.8	-	-
JO-DVF	81	8-1/4"	5-5/16"	*	-	-	209	135	*	-	-
JOS-1A	29	-	-	-	-	-	-	-	-	-	-
JOS-1F	29	-	-	-	-	-	-	-	-	-	-
JOS-1V	29	-	-	-	-	-	-	-	-	-	-
JP-4HD	27	5-11/16"	10-1/16"	1-3/16"	-	-	145	255	30	-	-
JP-4MED	26	5-11/16"	10-1/16"	1-3/16"	-	-	145	255	30	-	-
JP-8Z	93	4-5/16"	4-13/16"	2-3/8"	-	-	109	123	61	-	-
JP-DA	80	5-1/16"	3-13/16"	1-3/16"	-	-	129	97	30.5	-	-
JP-DV	80	6-13/16"	3-7/8"	1"	-	-	173	98	25	-	-
JP-DVF	80	8-1/4"	5-5/16"	*	-	-	209	135	*	-	-
JPS-4AED	27	-	-	-	-	-	-	-	-	-	-
JPS-4AEDF	27	-	-	-	-	-	-	-	-	-	-
JPS-4AEDV	27	-	-	-	-	-	-	-	-	-	-
JPW-BA	93	4-5/16"	4-13/16"	2-3/8"	-	-	109	123	61	-	-
KA-DGR	85	5-15/16"	4-5/16"	1-11/16"	-	-	151	109	43	-	-
KA-FSH	85	8-11/16"	6-1/4"	3"	-	-	221	159	76	-	-
KAW-D	90	5-9/16"	4-1/8"	2-3/8"	-	-	142	105	60	-	-
KB-3HRD	37	7-11/16"	7-5/16"	3-5/16"	-	-	195	185	84	-	-
KB-3MRD	36	7-11/16"	7-5/16"	3-5/16"	-	-	195	185	84	-	-
KB-3SD	37	8-1/4"	3-15/16"	2-7/8"	-	-	210	100	73.5	-	-
KB-DAR	85	5-1/2"	4-1/8"	1-3/4"	-	-	140	105	44	-	-
KB-DAR-M	85	5-1/2"	4-1/8"	1-3/4"	-	-	140	105	44	-	-
KMB-45	91	5-1/2"	4-1/8"	-	-	-	140	105	-	-	-
LB-SDVF	91	13-3/8"	6-3/8"	1-9/16"	-	-	340	162	40	-	-
LB-XDVF	91	13-3/8"	6-3/8"	1-9/16"	-	-	340	162	40	-	-
LE-A	55, 57	6-5/16"	5-3/16"	2"	-	-	160	131	51	-	-
LE-A3	55, 57	7-1/16"	5-5/8"	2-1/8"	-	-	180	143	53.5	-	-
LE-AN	55, 57	6-5/16"	5-3/16"	2"	-	-	160	131	51	-	-
LE-AN3	55, 57	7-1/16"	5-5/8"	2-1/8"	-	-	180	143	53.5	-	-
LE-B	55, 57	8-3/16"	6"	2"	9/16"	-	208	153	50.5	15	-
LE-BN	55, 57	8-3/16"	6"	2"	9/16"	-	208	153	50.5	15	-
LE-D	87	4-3/4"	3-7/16"	1-1/8"	-	-	120	88	29	-	-
LE-DA	87	4-1/2"	4-9/16"	*	-	-	115	116	*	-	-
LEF-10	54	8-1/8"	7-1/2"	2-3/16"	-	-	206	190	55	-	-
LEF-10C	54	9-3/8"	7-7/8"	3"	1-9/16"	-	238	200	75.5	40	-
LEF-10S	54	8-1/8"	7-1/2"	2-3/16"	-	-	206	190	55	-	-
LEF-1C	55	8-3/16"	6"	2"	9/16"	-	208	153	50.5	15	-
LEF-3	54	7-1/16"	5-5/8"	2-1/8"	-	-	180	143	53.5	-	-
LEF-3C	54	8-3/16"	6"	2"	9/16"	-	208	153	50.5	15	-

\* Aiphone recommends a 2-1/2" minimum back box depth for all flush mount stations.

Model Name	p. #	INCHES					MILLIMETERS				
		Height	Width	Depth	Recessed	Diameter	Height	Width	Depth	Recessed	Diameter
LEF-3L	54	7-1/16"	5-5/8"	2-1/8"	-	-	180	143	53.5	-	-
LEF-5	54	8-1/8"	7-1/2"	2-3/16"	-	-	206	190	55	-	-
LEF-5C	54	9-3/8"	7-7/8"	3"	1-9/16"	-	238	200	75.5	40	-
LEM-1	57	6-5/16"	5-3/16"	2"	-	-	160	131	51	-	-
LEM-1DL	56	7-1/16"	5-5/8"	2-1/8"	-	-	180	143	53.5	-	-
LEM-1DLC	56	7-1/16"	5-5/8"	2-1/8"	-	-	180	143	53.5	-	-
LEM-1DLS	56	-	-	-	-	-	-	-	-	-	-
LEM-3	57	7-1/16"	5-5/8"	2-1/8"	-	-	180	143	53.5	-	-
LE-SS/A	87	4-3/4"	4-3/4"	*	-	-	119.89	119.89	*	-	-
LE-SS-1G	87	4-1/2"	2-3/4"	*	-	-	114.3	69.85	*	-	-
LE-SSR	87	4-3/4"	4-3/4"	*	-	-	119.89	119.89	*	-	-
LE-SSV	87	4-3/4"	4-3/4"	*	-	-	119.89	119.89	*	-	-
LEW-10	55	4-3/4"	2-3/4"	1-3/16"	-	-	120	70	30	-	-
LEW-10S	55	6-7/8"	2-15/16"	1-5/16"	-	-	175	74	34	-	-
LEW-5	55	4-3/4"	2-3/4"	1-3/16"	-	-	120	70	30	-	-
LS-NVP/C	87	7-1/2"	5-1/2"	*	-	-	191	140	*	-	-
LT-1	55	-	-	-	-	-	-	-	-	-	-
MAW-B	98	2-7/16"	4-1/8"	1-5/8"	-	-	62	104	41	-	-
MC-60/4A	62	9-3/16"	3-9/16"	3-11/16"	-	-	234	90	94	-	-
MC-60/4B	62	4"	8-7/8"	7-1/2"	-	-	102	225	190	-	-
MC-A/A	95	2"	3-9/16"	5-5/8"	-	-	51.5	91	143	-	-
MC-S12	62	12"	2-7/8"	4"	-	-	305	73	102	-	-
MCW-S/A	99	6"	4-1/2"	7-7/8"	-	-	152	114	200	-	-
MKW-DK/A	98	5/8"	3"	5/8"	-	-	16	76	16	-	-
MKW-P	99	7"	4"	3/8"	-	-	178	102	10	-	-
MP-1S	66	6-15/16"	5-13/16"	3-1/16"	-	-	177	148	78	-	-
MP-3S	66	6-15/16"	5-13/16"	3-1/16"	-	-	177	148	78	-	-
MU-100	63	8-1/8"	8-1/4"	1-3/4"	-	-	206	210	45	-	-
NA-A	68	6-5/8"	5-9/16"	2-15/16"	-	-	169	142	74	-	-
NA-AN	68	6-5/8"	5-9/16"	2-15/16"	-	-	169	142	74	-	-
NA-NE	68	8-11/16"	6-5/16"	*	-	-	220	160	*	-	-
NAR-2A	68	4-1/2"	2-3/4"	*	-	-	115	70	*	-	-
NAR-6A	68	4-1/2"	2-3/4"	*	-	-	115	70	*	-	-
NA-T/A	68	9-1/8"	3-11/16"	4-1/8"	-	-	232	94	105	-	-
NB-L	96	-	-	2-7/16"	-	7-1/16"	-	-	62.5	-	180
NBR-7AS	68	4-1/2"	2-3/4"	*	-	-	115	70	*	-	-
NBR-8A	68	-	-	3-3/4"	-	1-7/16"	-	-	95	-	36
NB-U	94	2-5/16"	6"	6-1/4"	-	-	59	153	158	-	-
NBX-2	99	8-5/8"	6-5/16"	2-1/2"	-	-	219	160	64	-	-
NBY-1A	68	4-3/4"	2-3/4"	*	-	-	120	70	*	-	-
NBY-4A	68	4-3/4"	2-3/4"	*	-	-	120	70	*	-	-
NBZ-M	96	8-1/4"	8-1/4"	1/4"	-	-	210	210	6	-	-
N-EA	96	-	-	3-3/8"	-	7-1/4"	-	-	85	-	184.5
NE-DA	88	5-1/8"	3-7/8"	1-1/8"	-	-	130	98	28.5	-	-
NE-JA	88	4-1/2"	4-9/16"	*	-	-	115	116	*	-	-
NEM-10/C	69	10-1/4"	13-5/8"	5-1/2"	-	-	260	346	140	-	-
NEM-10A/C	69	10-1/4"	17-9/16"	6-15/16"	-	-	260	446	176	-	-
NEM-20/C	69	10-1/4"	13-5/8"	5-1/2"	-	-	260	346	140	-	-
NEM-20A/C	69	10-1/4"	17-9/16"	6-15/16"	-	-	260	446	176	-	-
NEM-30/C	69	10-1/4"	19-1/2"	5-1/2"	-	-	260	496	140	-	-
NEM-30A/C	69	10-1/4"	23-7/16"	6-15/16"	-	-	260	596	176	-	-
NEM-40/C	69	10-1/4"	19-1/2"	5-1/2"	-	-	260	496	140	-	-
NEM-40A/C	69	10-1/4"	23-7/16"	6-15/16"	-	-	260	596	176	-	-
NE-NVP/C	88	7-1/2"	5-1/2"	*	-	-	191	140	*	-	-
NE-NVP-RA	88	7-1/2"	5-1/2"	*	-	-	191	140	*	-	-
NE-SS/A	88	4-3/4"	4-3/4"	*	-	-	119.89	119.89	*	-	-
NE-SS-1G	88	4-1/2"	2-3/4"	*	-	-	114.3	69.85	*	-	-
NE-SSR	88	4-3/4"	4-3/4"	*	-	-	119.89	119.89	*	-	-
NEW-5	94	9-1/16"	6-1/8"	1-11/16"	-	-	230	155	43	-	-
NH-1SA/A	71	4-3/4"	4-9/16"	1-13/16"	-	-	120	116	46	-	-
NH-1SA-ACB	70	4-3/4"	4-9/16"	1-13/16"	-	-	120	116	46	-	-
NH-2SA/A	71	4-3/4"	4-9/16"	1-13/16"	-	-	120	116	46	-	-
NHR-30K	71	-	-	-	-	-	-	-	-	-	-
NHR-3A-4	71	17-5/8"	4-3/4"	1-7/8"	-	-	448	121	48	-	-
NHR-3TS	71	4-3/4"	4-9/16"	2-7/8"	-	-	120	116	73	-	-
NHR-4A/A	71	4-3/4"	2-3/4"	1-1/16"	-	-	120	70	27	-	-



Model Name	p. #	INCHES					MILLIMETERS				
		Height	Width	Depth	Recessed	Diameter	Height	Width	Depth	Recessed	Diameter
NHR-7A	71	4-1/2"	2-13/16"	1-3/4"	-	-	115	71	44	-	-
NHR-8A-L	70	-	-	-	-	-	-	-	-	-	-
NHR-8C	71	-	-	4-7/16"	-	1-3/8"	-	-	113	-	35
NHR-DPA	71	1-1/4"	2"	5/8"	-	-	31	50.5	16	-	-
NHR-SP	71	4-3/4"	4-9/16"	1-13/16"	-	-	120	116	46	-	-
NHX-30G	71	8-1/4"	3-9/16"	2-5/16"	-	-	210	90	58.5	-	-
NHX-50M	71	8-1/4"	11"	3-11/16"	-	-	210	280	94	-	-
NHX-80X	71	18-1/8"	13-3/8"	3-7/8"	-	-	460	340	98	-	-
NP-25V	55, 66, 67	-	-	-	-	-	-	-	-	-	-
NP-B	55, 66, 67	4-1/2"	2-3/4"	*	-	-	115	70	*	-	-
NP-W	55, 66, 67	-	-	-	-	-	-	-	-	-	-
OU-100	63	6-5/16"	5-1/8"	1-15/16"	-	-	160	130	49	-	-
PD-1	95	2"	3-9/16"	5-7/16"	-	-	51.5	90	138	-	-
PD-2	95	2"	3-9/16"	5-7/16"	-	-	51.5	90	138	-	-
PS-1225UL	97	6-9/16"	3-9/16"	2-1/16"	-	-	167	90	52	-	-
PS-1820UL	97	6-9/16"	3-9/16"	2-1/16"	-	-	167	90	52	-	-
PS-2420UL	97	6-9/16"	3-9/16"	2-1/16"	-	-	167	90	52	-	-
PT-1210N	97	2-7/8"	1-15/16"	1-11/16"	-	-	73	49	43	-	-
PT-1211C	97	3-1/16"	2-3/8"	1-7/8"	-	-	77	60	48	-	-
RY-18L	92	1-3/4"	7/8"	7/16"	-	-	44	22	11	-	-
RY-24L	92	1-3/4"	7/8"	7/16"	-	-	44	22	11	-	-
RY-3DL	92	5-1/2"	2-15/16"	1-5/8"	-	-	140	74	42	-	-
RY-AC/A	93	2-7/16"	4-1/8"	1-5/8"	-	-	62	104	41	-	-
RY-ES	93	2-7/16"	4-1/8"	1-5/8"	-	-	62	104	41	-	-
RY-IP44	93	3-3/8"	4-1/8"	1-1/4"	-	-	85	105	31	-	-
RY-PA	91	1-3/8"	2-3/16"	7/8"	-	-	35	55	22	-	-
SA-1	98	2-1/8"	1-3/8"	7/8"	-	-	54	35	22	-	-
SBX-1G	90	4-9/16"	2-15/16"	2-15/16"	-	-	116	75	75	-	-
SBX-2BH	90	4-13/16"	9-5/8"	3-5/16"	-	-	122	244	84	-	-
SBX-2G	90	4-13/16"	4-7/8"	3-5/16"	-	-	122	124	84	-	-
SBX-ACE	89	7-1/16"	9-1/8"	4-1/4"	-	-	179	232	108	-	-
SBX-AXDV30	90	7-11/16"	4-7/16"	2-7/8"	-	-	195	113	73	-	-
SBX-AXDVF	89	9-3/4"	5-7/8"	2-13/16"	-	-	248	149	71	-	-
SBX-DV30	90	6-13/16"	4-3/16"	2-7/8"	-	-	173	106	73	-	-
SBX-DVF	89	8-5/16"	5-1/2"	3-3/16"	-	-	211	140	81	-	-
SBX-DVF-P	89	11-11/16"	5-15/16"	2-13/16"	-	-	297	151	71	-	-
SBX-GTDM	47	16-1/4"	6-1/16"	2-1/2"	-	-	413	154	64	-	-
SBX-ISDVF	89	10-7/16"	5-15/16"	2-13/16"	-	-	265	150.2	71.8	-	-
SBX-ISDVFP	89	12-7/16"	7-1/16"	2-13/16"	-	-	316	179	71	-	-
SBX-ISDVFRA	89	11-11/16"	7"	2-13/16"	-	-	297	178.2	71.8	-	-
SBX-LSE	91	11-1/4"	5-7/8"	1-9/16"	-	-	286	149	40	-	-
SBX-LSP	91	13-13/16"	6-3/16"	7/8"	-	-	351	157	22	-	-
SBX-NVP	90	8-5/8"	6-5/8"	2-1/4"	-	-	219	168	57	-	-
SKK-620B	97	2-1/2"	1-15/16"	1-1/4"	-	-	64	49	31	-	-
SP-20N	96	-	-	**	-	12-7/8"	-	-	**	-	327
SP-2570N	96	-	-	**	-	12-7/8"	-	-	**	-	327
SSB-2	96	-	-	-	-	-	-	-	-	-	-
T3115BGM	95	3-1/2"	10-1/2"	9-1/2"	-	-	89	267	242	-	-
T3130BGM	95	3-1/2"	10-1/2"	9-1/2"	-	-	89	267	242	-	-
TAR-3	98	2-7/16"	4-1/8"	1-5/8"	-	-	62	104	41	-	-
TD-nH/B	65	8-1/4"	3-15/16"	2-7/8"	-	-	210	100	73	-	-
TD-nHL	65	8-1/4"	3-15/16"	2-7/8"	-	-	210	100	73	-	-
TDW-n/A	65	-	-	-	-	-	-	-	-	-	-
TL-2000	51	13-3/8"	6-1/8"	*	-	-	340	155	*	-	-
TW-20 Series	79	67-1/4"	10"	8"	-	-	1708	254	203	-	-
TW-22 Series	79	100-1/4"	10"	8"	-	-	2546	254	203	-	-
TW-23 Series	79	100-1/4"	10"	8"	-	-	2546	254	203	-	-
TW-ASB/K/R/W/Y	79	-	-	-	-	-	-	-	-	-	-
TW-EMB/K/R/W/Y	79	-	-	-	-	-	-	-	-	-	-
TW-LCB/K/R/W/Y	79	7-3/4"	10"	8"	-	-	197	254	203	-	-
TW-MKL	79	24"	3/4"	-	-	-	610	19	-	-	-
TW-TPB/K/R/W/Y	79	3/4"	10"	8"	-	-	19	254	203	-	-
W-DIN11	47	-	-	-	-	-	-	-	-	-	-

\*\* SP-20N and SP-2570N have a 3/8" depth projection from the surface.

\* Aiphone recommends a 2-1/2" minimum back box depth for all flush mount stations.

**FREE Resources & Sales Tools – (800) 692-0200 | www.aiphone.com**  
 Providing a multitude of Aiphone product support and information – at no cost!

**Award-Winning Customer Service & Real World Technical Support**

Need to know about our repair policy or warranty information? Curious about which products are in stock? What about obtaining status on an order or setting up an account? Contact Aiphone's Customer Service department! Our CS representatives are courteous, friendly, and here to assist in any way they can!

**(800) 692-0200**



Need help with specifying a system for a particular application? Have questions about an installation? Perhaps a system has already been installed and troubleshooting is necessary? Contact Aiphone's Technical Support department! Our TS representatives are one of the best technical support teams in the industry!

**(800) 692-0200**

**Local Aiphone Experts, Product Demonstration Kits, Product Training, & Buddy Calls**

Want to see how our products work before purchasing? Familiar with our products, but need training on newer systems? Contact a local Aiphone Expert! Our Sales Force and Representatives can provide demonstrations, training, buddy calls, and can help in specifying a system!

**www.aiphone.com/replist**



**Request a demo kit from your local Aiphone Expert!**

**Catalog, Product/Market Brochures, Instructions, Specifications, CAD Drawings, & Consumer Operation Guides**

Need brochures, instructions, or spec sheets? Not a problem! All of our current and discontinued literature is available to download directly from the Aiphone website. Prefer printed copies? We offer select brochures\* and our annual catalog in printed format, absolutely free! Simply call Customer Service or order printed quantities from our website.

For downloading:  
**www.aiphone.com/download**

For ordering:  
**www.aiphone.com/order**

\*Select brochures for ordering include the following: Commercial, Correctional, Healthcare, School, AX POP, DB Series, GT Series, IM Series, IPW-1A, IS Series, IS Series End-User, IS-RA, JK POP, and JO Series Brochures



**Download literature any time, at your convenience!**

**QuikSpec PLUS, QuikChat, & QuikVideo**



Determine which system best suits the application and save the specs to view later or export in several popular formats

**www.aiphone.com/quikspec**



Instant message in real time with one of our knowledgeable Technical Support or Customer Service Representatives

**www.aiphone.com/quikchat**



Watch how-to videos for help with installation or introductory videos highlighting features and benefits of our latest products

**www.aiphone.com/quikvideo**

**Product Images**



Need product photos? Contact Aiphone Marketing!

**photos@aiphone.com**

# AIPHONE® WIRE BY STOCK NUMBER

STOCK #	LENGTH	AWG	DESCRIPTION	INSULATION	CAPACITANCE	DC RES/1000
81221650C	500'	22	16-conductor, non-shielded	PVC	23.60 pf/ft	17.50 ohm
82180210C	1000'	18	2-conductor, overall shield	PVC	47.00 pf/ft	6.92 ohm
82180310C	1000'	18	3-conductor, overall shield	PVC	47.00 pf/ft	6.92 ohm
82220250C	500'	22	2-conductor, overall shield	PVC	44.65 pf/ft	17.50 ohm
82220210C	1000'	22	2-conductor, overall shield	PVC	44.65 pf/ft	17.50 ohm
82220350C	500'	22	3-conductor, overall shield	PVC	44.62 pf/ft	17.50 ohm
82220650C	500'	22	6-conductor, overall shield	PVC	44.65 pf/ft	17.50 ohm
82221050C	500'	22	10-conductor, overall shield	PVC	44.65 pf/ft	17.50 ohm
82221250C	500'	22	12-conductor, overall shield	PVC	44.65 pf/ft	17.50 ohm
82221550C	500'	22	15-conductor, overall shield	PVC	44.65 pf/ft	17.50 ohm
82222050C	500'	22	20-conductor, overall shield	PVC	44.65 pf/ft	17.50 ohm
85160210C	1000'	16	2-conductor, low cap, PE, solid, non-shielded	PE	12.50 pf/ft	4.02 ohm
851602DB10C	1000'	16	2-conductor, low cap, PE, solid, non-shielded, direct burial	PE	12.50 pf/ft	4.16 ohm
85220710C	1000'	22	7-conductor, low cap, PE, non-shielded	PE	16.50 pf/ft	17.50 ohm
86220810C	1000'	22	4 twisted pair, low cap, PE, overall shield	PE	15.28 pf/ft	10.15 ohm
86221025C	250'	22	5 twisted pair, low cap, PE, overall shield	PE	15.28 pf/ft	10.15 ohm
87180250C	500'	18	2-conductor, low cap, PE, solid, non-shielded	PE	11.05 pf/ft	6.39 ohm
87180210C	1000'	18	2-conductor, low cap, PE, solid, non-shielded	PE	11.05 pf/ft	6.39 ohm
871802P10C	1000'	18	2-conductor, low cap, PVC, solid, non-shielded, plenum rated	FEP	13.00 pf/ft	6.52 ohm
87180450C	500'	18	4-conductor, low cap, PE, solid, non-shielded	PE	13.60 pf/ft	6.39 ohm
871804P50C	500'	18	4-conductor, low cap, PE, solid, non-shielded, plenum rated	FEP	23.60 pf/ft	6.80 ohm
87200250C	500'	20	2-conductor, mid cap, PE, solid, non-shielded	PE	20.96 pf/ft	10.15 ohm
87200210C	1000'	20	2-conductor, mid cap, PE, solid, non-shielded	PE	20.96 pf/ft	10.15 ohm
872002P10C	1000'	20	2-conductor, mid cap, PE, solid, non-shielded, plenum rated	FEP	18 pf/ft	10.15 ohm

## WIRE NUMBER CODING

**1st digit:** 8 = Aiphone approved wire

**2nd digit:** Type of wire → **1** = non-shielded **5** = low capacitance  
**2** = shielded **6** = twisted pair / shielded  
**3** = twisted pair **7** = solid PE, low / mid capacitance

**3rd & 4th digits:** Gauge → **22** = 22 AWG **20** = 20 AWG **18** = 18 AWG **16** = 16 AWG

**5th & 6th digits:** Number of-conductors → **02** = 2-conductors **12** = 12-conductors

**7th & 8th digits:** Length of wire → **10** = 1,000' box **50** = 500' box **25** = 250' box

**9th digit:** "C" indicates new wire

**DB** = Direct Burial

**P** = Plenum

## WIRE NUMBER CODING EXAMPLE

**1st:** Aiphone Approved  
**2nd:** TYPE - Shielded  
**3rd & 4th:** GAUGE - 22 AWG  
**5th & 6th:** CONDUCTORS 02=2 Conductors  
**7th & 8th:** WIRE LENGTH 10=1,000' Box  
**9th:** "C" is New Wire

**8**

**2**

**22**

**02**

**10**

**C**

## WIRE INFORMATION

All wire is stranded unless otherwise indicated.

Non-plenum wires have a gray jacket. Plenum wires have a natural jacket.

All wire meets the following standards: UL, C(UL), UL 444, CA Fire Marshal

**Contact Aiphone for current pricing.**

**Using Aiphone wire extends your product warranty by one year.**



[www.linkedin.com/company/aiphonecorporation](http://www.linkedin.com/company/aiphonecorporation)



[www.facebook.com/aiphonecorporation](http://www.facebook.com/aiphonecorporation)



[www.twitter.com/aiphonecorp](http://www.twitter.com/aiphonecorp)



[www.youtube.com/aiphonecorp](http://www.youtube.com/aiphonecorp)

### Aiphone Corporation

Phone: (425) 455-0510

Fax: (425) 455-0071

Customer Service: (800) 692-0200  
[6:00am – 4:30pm Pacific Time]

Technical Support: (800) 692-0200  
[6:00am – 4:30pm Pacific Time]


Fax Order Line: (800) 525-3372

Technical Support Fax Line: (800) 525-3372

Government Information: (800) 426-1081

## We do care...

Aiphone Corporation is proud to participate in environmentally friendly projects. The pages of this catalog are printed on paper that has been certified by the Forest Stewardship Council,<sup>TM</sup> a non-profit, international organization. The FSC<sup>®</sup> was established to protect habitats around the world while promoting fair trade, controlled pesticide usage, and preventing further global deforestation through responsible forest management. In addition, the inks used to print this catalog are vegetable-based.



GS-35F-0065L

ISO-14001 Certified



Aiphone Co. Ltd.

ISO 9001:2008 Certified



Aiphone Corp.

Deming Prize



Aiphone Co. Ltd.

Distributed by:



#99280

General Line Catalog (GLC) 2015

Copyright © 2015 AIPHONE. All rights reserved.

